



**UNIVERSAL**  
COLLEGE OF ENGINEERING & TECHNOLOGY  
**A U T O N O M O U S**

Accredited by  
**NAAC**  
with **B++**

Certified by  
**ISO**  
9001-2015

Established by The Diocese of Guntur Society-Guntur

Approved by AICTE-New Delhi

Affiliated to JNTU-Kakinada

College  
Code **NF**

EAPCET, ECET  
PGECET, ICET **UNIV**



# 2024

## UR24 Regulations

# UG ENGINEERING CURRICULUM

### B.Tech-CSE Data Science-Regular

### II Year Syllabus







# UR24 Regulations

## B. Tech -Regular-Full time

(Effective for the students admitted into I Year from the Academic Year **2024-25** onwards)

&

## B.Tech-Lateral Entry Scheme

(Effective for the students admitted into II year through Lateral Entry Scheme from the Academic Year **2025-26** onwards)





## I N D E X

<i>S. No.</i>	<i>Title</i>	<i>Page No.</i>
I	UR24 -Academic Regulations for B. Tech (Regular-Full time)	1
	1 Award of the Degree	3
	2 Students, who fail to fulfill	3
	3 Admissions	3
	4 Program related terms	3
	5 Semester/ Credits	4
	6 Structure of the Undergraduate Programme	4
	7 Course Classification	5
	8 Programme Pattern	5
	9 Evaluation Process	6
	a. Continuous Internal Evaluation	7
	b. End Examination Evaluation	8
	10 Skill Oriented Courses	9
	11 Massive Open Online Courses (MOOCs)	10
	12 Credit Transfer Policy	10
	13 Academic Bank of Credits (ABC)	11
	14 Mandatory Internships	11
	15 Guidelines for offering a Minor	12
	16 Guidelines for offering Honors	13
	17 Attendance Requirements	14
	18 Promotion Rules	14
	19 Grading	15
	20 With-holding of Results	16
	21 Multiple Entry / Exit Option	16
	22 Gap Year Concept	17
	23 Transitory Regulations	17
	24 Minimum Instruction Days for a Semester	17
	25 Medium of Instruction	17
	26 Student Transfers	17
	27 General Instructions	18
	28 Malpractices Rules	19
II	UR24 Academic Regulations for B. Tech (Lateral Entry Scheme)	25
III	UR24-B.Tech : Induction Program	31
IV	UR24-B.Tech - Course Structure	32
V	UR24-B.Tech. Regular-All Branches-First Year Syllabus	40
VI	UR24-B.Tech-CSE-DS Regular Second Year Syllabus	101
VII	UR24-B.Tech-CSE-DS Regular Third Year Syllabus	
VIII	UR24-B.Tech-CSE-DS Regular Fourth Year Syllabus	



# UR24 Regulations

## B.Tech Regular-Fulltime

# ACADEMIC REGULATIONS



**UR24 Academic Regulations for B. Tech (Regular-Full time)**

(Effective for the students admitted into I Year from the Academic Year 2024-25 onwards)

**1. Award of the Degree****(a) Award of the B.Tech. Degree/ B.Tech. Degree with a Minor** if He/ She fulfil the following:

- (i) Pursues a course of study for not less than four academic years and not more than eight academic years. However, for the students availing Gap year facility this period shall be extended by two years at the most and these two years would in addition to the maximum period permitted for graduation (Eight years).
- (ii) Registers for 160 credits and secures all 160 credits.

**(b) Award of B.Tech. degree with Honors** if He/ She fulfils the following:

- i) Student secures additional 15 credits fulfilling all the requisites of a B.Tech. program i.e., 160 credits.
- ii) Registering for Honors is optional.
- iii) Honors is to be completed simultaneously with B.Tech. programme.

**2. Students, who fail to fulfill** all the academic requirements for the award of the degree within eight academic years from the year of their admission, shall forfeit their seat in B.Tech. Course and their admission stands cancelled. This clause shall be read along with clause 1.a (i).

**3. Admissions**

Admission to the B. Tech Program shall be made subject to the eligibility, qualifications and specialization prescribed by the A.P. State Government/ University from time to time. Admissions shall be made either based on the merit rank obtained by the student in the common entrance examination conducted by the A.P. Government/ University or any other order of merit approved by the A.P. Government/ University, subject to reservations as prescribed by the Government/ University from time to time.

A student can be admitted in to any one of the following AICTE-approved programmes:

<i>S. No.</i>	<i>Programme</i>	<i>Branch Code</i>
1	Civil Engineering (CE)	01
2	Mechanical Engineering (ME)	03
3	Electronics and Communication Engineering (ECE)	04
4	Computer Science and Engineering (CSE)	05
5	Artificial Intelligence and Machine Learning (AI&ML)	61
6	CSE-Data Science (DS)	44

**4. Program related terms**

**Credit:** A unit by which the course work is measured. It determines the number of hours of instruction required per week. One credit is equivalent to one hour of teaching (Lecture/ Tutorial) or two hours of practical work/ field work per week.

**Credit Definition:**

1 Hr. Lecture (L) per week	1 Credit
1 Hr. Tutorial (T) per week	1 Credit
1 Hr. Practical (P) per week	0.5 Credit
2 Hrs. Practical (Lab) per week	1 Credit

**a) Academic Year:** Two consecutive (one odd + one even) semesters constitute one academic year.

**b) Choice Based Credit System (CBCS):** The CBCS provides a choice for students to select from the prescribed courses.

**5. Semester/ Credits:**

- A semester comprises 90 working days and an academic year is divided into two semesters.
- The summer term is for eight weeks during summer vacation. Internship/ apprenticeship / work-based vocational education and training can be carried out during the summer term, especially by students who wish to exit after two semesters or four semesters of study.
- Regular courses may also be completed well in advance through MOOCs satisfying prerequisites.

**6. Structure of the Undergraduate Programme**

All courses offered for the undergraduate program (B. Tech.) are broadly classified as follows:

S. No.	Category	Breakup of Credits (Total 160)	Percentage of total credits	AICTE Recommendation (%)
1.	Humanities and Social Science including Management (HM)	13	8 %	8 – 9%
2.	Basic Sciences (BS)	20	13 %	12 - 16%
3.	Engineering Sciences (ES)	23.5	14%	10 – 18%
4.	Professional Core (PC)	54.5	34 %	30 – 36%
5.	Electives – Professional (PE) & Open (OE); Domain Specific Skill Enhancement Courses (SEC)	33	21 %	19 - 23%
6.	Internships & Project work (PR)	16	10 %	8 – 11%
7.	Mandatory Courses (MC)	Non-credit	Non-credit	-

## 7. Course Classification:

All subjects/ courses offered for the undergraduate programme in Engineering & Technology (B.Tech. degree programmes) are broadly classified as follows:

<i>S.No.</i>	<i>Broad Course Classification</i>	<i>Course Category</i>	<i>Description</i>
1.	Foundation Courses	Foundation courses	Includes Mathematics, Physics and Chemistry; Fundamental Engineering Courses; Humanities, Social Sciences and Management Courses
2.	Core Courses	Professional Core Courses (PC)	Includes subjects related to the parent Discipline/ Department/ Branch of Engineering
3.	Elective Courses	Professional Elective Courses (PE)	Includes elective subjects related to the parent Discipline/ Department/ Branch of Engineering
		Open Elective Courses (OE)	Elective subjects which include interdisciplinary subjects or subjects in an area outside the parent Discipline/ Department/ Branch of Engineering
		Domain specific Skill Enhancement Courses (SEC)	Interdisciplinary/ Job-Oriented/ Domain Courses which are relevant to the industry
4.	Project & Internships	Project(PROJ)	B.Tech. Project or Major Project
		Internships(INT)	Summer Internships – Community based and Industry Internships; Industry oriented Full Semester Internship
5.	Audit Courses	Mandatory non-credit courses	Covering subjects of developing desired attitude among the learners

## 8. Programme Pattern

- Total duration of the B. Tech (Regular) Programme is four academic years.
- Each academic year of study is divided into two semesters.
- Minimum number of instruction days in each semester is 90 days.
- There shall be mandatory student induction program for fresher, with three-week duration before the commencement of first semester. Physical activity, Creative Arts, Universal Human Values, Literary, Proficiency Modules, Lectures by Eminent People, Visits to local Areas, Familiarization to Dept./ Branch & Innovations etc., are included as per the guidelines issued by AICTE.
- Health/ Wellness/ Yoga/ Sports and NSS/ NCC/ Scouts & Guides/ Community service activities are made mandatory as credit courses for all the undergraduate students.
- Courses like Environmental Sciences, Indian Constitution, Technical Paper Writing & IPR are offered as non-credit mandatory courses for all the undergraduate students.

- vii. Design Thinking for Innovation & Tinkering Labs are made mandatory as credit courses for all the undergraduate students.
- viii. Increased flexibility for students through an increase in the elective component of the curriculum, with 05 Professional Elective courses and 04 Open Elective courses.
- ix. Professional Elective Courses, include the elective courses relevant to the chosen specialization/ branch. Proper choice of professional elective courses can lead to students specializing in emerging areas within the chosen field of study.
- x. A total of 04 Open Electives are offered in the curriculum. A student can complete the requirement for B.Tech. Degree with a Minor within the 160 credits by opting for the courses offered through various verticals/tracks under Open Electives.
- xi. While choosing the electives, students shall ensure that they do not opt for the courses with syllabus contents similar to courses already pursued.
- xii. A pool of interdisciplinary/ job-oriented/ domain skill courses which are relevant to the industry are integrated into the curriculum of all disciplines. There shall be 05 skill-oriented courses offered during III to VII semesters. Among the five skill courses, four courses shall focus on the basic and advanced skills related to the domain/ interdisciplinary courses and the other shall be a soft skills course.
- xiii. Students shall undergo mandatory summer internships, for a minimum of eight weeks duration at the end of second and third year of the programme. The internship at the end of second year shall be community oriented and industry internship at the end of third year.
- xiv. There shall also be mandatory full internship in the final semester of the programme along with the project work.
- xv. Undergraduate degree with Honors is introduced by the UCET-Autonomous for the students having good academic record.
- xvi. The college will take measures to implement Virtual Labs (<https://www.vlab.co.in>) which provide remote access to labs in various disciplines of Engineering and will help student in learning basic and advanced concept through remote experimentation. Student shall be made to work on virtual lab experiments during the regular labs.
- xvii. The college will assign a faculty advisor/ mentor after admission to a group of students from same department to provide guidance in courses registration/ career growth/ placements/ opportunities for higher studies/ GATE/ other competitive exams etc.
- xviii. Preferably 25% of course work for the theory courses in every semester shall be conducted in the blended mode of learning.

## 9. Evaluation Process

The performance of a student in each semester shall be evaluated subject wise with a maximum of 100 marks for theory and 100 marks for practical subject. Summer Internships shall be evaluated for 50 marks, Full Internship & Project work in final semester shall be evaluated for 200 marks, mandatory courses with no credits shall be evaluated for 30 mid semester marks.



A student has to secure not less than 35% of marks in the end examination and a minimum of 40% of marks in the sum total of the mid semester and end examination marks taken together for the theory, practical, design, drawing subject or project etc. In case of a mandatory course, he/she should secure 40% of the total marks.

### Theory Courses

<i>Assessment Method</i>	<i>Marks</i>
Continuous Internal Assessment	30
Semester End Examination	70
<b>Total</b>	<b>100</b>

- i) For theory subject, the distribution shall be 30 marks for Internal Evaluation and 70 marks for the End-Examination.
- ii) For practical subject, the distribution shall be 30 marks for Internal Evaluation and 70 marks for the End-Examination.
- iii) If any course contains two different branch subjects, the syllabus shall be written in two parts with 3 units each (Part-A and Part-B) and external examination question paper shall be set with two parts each for 35 marks.
- iv) If any subject is having both theory and practical components, they will be evaluated separately as theory subject and practical subject. However, they will be given same subject code with an extension of 'T' for theory subject and 'P' for practical subject.

#### a) Continuous Internal Evaluation

- i) For theory subjects, during the semester, there shall be two midterm examinations. Each midterm examination shall be evaluated for 30 marks of which 10 marks for objective paper (20 minutes duration), 15 marks for subjective paper (90 minutes duration) and 5 marks for assignment.
- ii) Objective paper shall contain for 05 short answer questions with 2 marks each or maximum of 20 bits for 10 marks. Subjective paper shall contain 3 either or type questions (totally six questions from 1 to 6) of which student has to answer one from each either-or type of questions. Each question carries 10 marks. The marks obtained in the subjective paper are condensed to 15 marks.

#### Note:

- The objective paper shall be prepared in line with the quality of competitive examinations questions.
  - The subjective paper shall contain 3 either or type questions of equal weightage of 10 marks. Any fraction shall be rounded off to the next higher mark.
  - The objective paper shall be conducted by the respective institution on the day of subjective paper test.
  - Assignments shall be in the form of problems, mini projects, design problems, slip tests, quizzes etc., depending on the course content. It should be continuous assessment throughout the semester and the average marks shall be considered.
- iii) If the student is absent for the mid semester examination, no re-exam shall be conducted and mid semester marks for that examination shall be considered as zero.

- iv) First midterm examination shall be conducted for I, II units of syllabus with one either or type question from each unit and third either or type question from both the units. The second midterm examination shall be conducted for III, IV and V units with one either or type question from each unit.
- v) Final mid semester marks shall be arrived at by considering the marks secured by the student in both the mid examinations with 80% weightage given to the better mid exam and 20% to the other.

**For Example:**

Marks obtained in first mid: 25

Marks obtained in second mid: 20

Final mid semester Marks:  $(25 \times 0.8) + (20 \times 0.2) = 24$

If the student is absent for any one midterm examination, the final mid semester marks shall be arrived at by considering 80% weightage to the marks secured by the student in the appeared examination and zero to the other. For Example:

Marks obtained in first mid: Absent

Marks obtained in second mid: 25

Final mid semester Marks:  $(25 \times 0.8) + (0 \times 0.2) = 20$

**b) End Examination Evaluation:**

End examination of theory subjects shall have the following pattern:

- i) There shall be 6 questions and all questions are compulsory.
- ii) Question I shall contain 10 compulsory short answer questions for a total of 20 marks such that each question carries 2 marks.
- iii) There shall be 2 short answer questions from each unit.
  - a) In each of the questions from 2 to 6, there shall be either/or type questions of 10 marks each. Student shall answer any one of them.
- iv) The questions from 2 to 6 shall be set by covering one unit of the syllabus for each question.

End examination of theory subjects consisting of two parts of different subjects, for Example: Basic Electrical & Electronics Engineering shall have the following pattern:

- i) Question paper shall be in two parts viz., Part A and Part B with equal weightage of 35 marks each.
- ii) In each part, question 1 shall contain 5 compulsory short answer questions for a total of 5 marks such that each question carries 1 mark.
- iii) In each part, questions from 2 to 4, there shall be either/or type questions of 10 marks each. Student shall answer any one of them.
- iv) The questions from 2 to 4 shall be set by covering one unit of the syllabus for each question.

**Practical Courses**

<i>Assessment Method</i>	<i>Marks</i>
Continuous Internal Assessment	30
Semester End Examination	70
<b>Total</b>	<b>100</b>

- b) For practical courses, there shall be a continuous evaluation during the semester for 30 sessional marks and end examination shall be for 70 marks.

- c) Day-to-day work in the laboratory shall be evaluated for 15 marks by the concerned laboratory teacher based on the record/viva and 15 marks for the internal test.
- d) The end examination shall be evaluated for 70 marks, conducted by the concerned laboratory teacher and a senior expert in the subject from the same department.
- Procedure: 20 marks
  - Experimental work & Results: 30 marks
  - Viva voce: 20 marks.

In a practical subject consisting of two parts (Eg: Basic Electrical & Electronics Engineering Lab), the end examination shall be conducted for 70 marks as a single laboratory in 3 hours. Mid semester examination shall be evaluated as above for 30 marks in each part and final mid semester marks shall be arrived by considering the average of marks obtained in two parts.

- e) For the subject having design and/or drawing, such as Engineering Drawing, the distribution of marks shall be 30 for mid semester evaluation and 70 for end examination.

<i>Assessment Method</i>	<i>Marks</i>
Continuous Internal Assessment	30
Semester End Examination	70
<b>Total</b>	<b>100</b>

Day-to-day work shall be evaluated for 15 marks by the concerned subject teacher based on the reports/submissions prepared in the class. And there shall be two midterm examinations in a semester for duration of 2 hours each for 15 marks with weightage of 80% to better mid marks and 20% for the other. The subjective paper shall contain 3 either or type questions of equal weightage of 5 marks. There shall be no objective paper in mid semester examination. The sum of day-to-day evaluation and the mid semester marks will be the final sessional marks for the subject.

The end examination pattern for Engineering Graphics, shall consists of 5 questions, either/or type, of 14 marks each. There shall be no objective type questions in the end examination. However, the end examination pattern for other subjects related to design/drawing , multiple branches, etc is mentioned along with the syllabus.

- f) There shall be no external examination for mandatory courses with zero credits. However, attendance shall be considered while calculating aggregate attendance and student shall be declared to have passed the mandatory course only when he/she secures 40% or more in the internal examinations. In case, the student fails, a re-examination shall be conducted for failed candidates for 30 marks satisfying the conditions mentioned in item 1 & 2 of the regulations.
- g) The laboratory records and mid semester test papers shall be preserved for a minimum of 3 years in the respective institutions as per the University norms and shall be produced to the Committees of the University as and when the same are asked for.

## 10. Skill oriented Courses

- i) There shall be five skill-oriented courses offered during III to VII semesters.
- ii) Out of the five skill courses two shall be skill-oriented courses from the same domain. Of the remaining three skill courses, one shall be a soft skill course and the remaining two shall be skill-advanced courses from the same domain/Interdisciplinary/Job oriented.

- iii) The course shall carry 100 marks and shall be evaluated through continuous assessments during the semester for 30 sessional marks and end examination shall be for 70 marks. Day-to-day work in the class / laboratory shall be evaluated for 30 marks by the concerned teacher based on the regularity/assignments/viva/mid semester test. The end examination similar to practical examination pattern shall be conducted by the concerned teacher and an expert in the subject nominated by the principal.
- iv) The Head of the Department shall identify a faculty member as coordinator for the course. A committee consisting of the Head of the Department, coordinator and a senior Faculty member nominated by the Head of the Department shall monitor the evaluation process. The marks/grades shall be assigned to the students by the above committee based on their performance.
- v) The student shall be given an option to choose either the skill courses being offered by the college or to choose a certificate course being offered by industries/Professional bodies or any other accredited bodies. If a student chooses to take a Certificate Course offered by external agencies, the credits shall be awarded to the student upon producing the Course Completion Certificate from the agency. A committee shall be formed at the level of the college to evaluate the grades/marks given for a course by external agencies and convert to the equivalent marks/grades.
- vi) The recommended courses offered by external agencies, conversions and appropriate grades/marks are to be approved by the University at the beginning of the semester. The principal of the respective college shall forward such proposals to the University for approval.
- vii) If a student prefers to take a certificate course offered by external agency, the department shall mark attendance of the student for the remaining courses in that semester excluding the skill course in all the calculations of mandatory attendance requirements upon producing a valid certificate as approved by the University.

## 11. Massive Open Online Courses (MOOCs):

A Student has to pursue and complete one course compulsorily through MOOCs approved by the University. A student can pursue courses other than core through MOOCs and it is mandatory to complete one course successfully through MOOCs for awarding the degree. A student is not permitted to register and pursue core courses through MOOCs.

A student shall register for the course (Minimum of either 8 weeks or 12 weeks) offered through MOOCs with the approval of Head of the Department. The Head of the Department shall appoint one mentor to monitor the student's progression. The student needs to earn a certificate by passing the exam. The student shall be awarded the credits assigned in the curriculum only by submission of the certificate. Examination fee, if any, will be borne by the student.

Students who have qualified in the proctored examinations conducted through MOOCs platform can apply for credit transfer as specified and are exempted from appearing internal as well as external examination (for the specified equivalent credit course only) conducted by the university.

Necessary amendments in rules and regulations regarding adoption of MOOC courses would be proposed from time to time.

## 12. Credit Transfer Policy

Adoption of MOOCs is mandatory, to enable Blended model of teaching-learning as also envisaged in the NEP 2020. As per University Grants Commission (Credit Framework for Online Learning Courses through SWAYAM) Regulation, 2016, the University shall allow up to a

maximum of 20% of the total courses being offered in a particular programme i.e., maximum of 32 credits through MOOCs platform.

- i. The College will offer credit mobility for MOOCs and give the equivalent credit weightage to the students for the credits earned through online learning courses.
- ii. Student registration for the MOOCs shall be only through the respective department of the institution, it is mandatory for the student to share necessary information with the department.
- iii. Credit transfer policy will be applicable to the Professional & Open Elective courses only.
- iv. The concerned department shall identify the courses permitted for credit transfer.
- v. The University/institution shall notify at the beginning of semester the list of the online learning courses eligible for credit transfer.
- vi. The institution shall designate a faculty member as a Mentor for each course to guide the students from registration till completion of the credit course.
- vii. The university shall ensure no overlap of MOOC exams with that of the university examination schedule. In case of delay in results, the university will re-issue the marks sheet for such students.
- viii. Student pursuing courses under MOOCs shall acquire the required credits only after successful completion of the course and submitting a certificate issued by the competent authority along with the percentage of marks and grades.
- ix. The institution shall submit the following to the examination section of the university:
  - a. List of students who have passed MOOC courses in the current semester along with the certificate of completion.
  - b. Undertaking form filled by the students for credit transfer.
- x. The college shall resolve any issues that may arise in the implementation of this policy from time to time and shall review its credit transfer policy in the light of periodic changes brought by UGC, SWAYAM, NPTEL and state government.

**Note:** Students shall be permitted to register for MOOCs offered through online platforms approved by the University from time to time.

### 13. Academic Bank of Credits (ABC)

The University has implemented Academic Bank of Credits (ABC) to promote flexibility in curriculum as per NEP 2020 to

- i. provide option of mobility for learners across the universities of their choice
- ii. provide option to gain the credits through MOOCs from approved digital platforms.
- iii. facilitate award of certificate/diploma/degree in line with the accumulated credits in ABC
- iv. execute Multiple Entry and Exit system with credit count, credit transfer and credit acceptance from students' account.

### 14. Mandatory Internships

**Summer Internships :** Two summer internships either onsite or virtual each with a minimum of 08 weeks duration, done at the end of second and third years, respectively are mandatory. It shall be completed in collaboration with local industries, Govt. Organizations, construction agencies,

Power projects, software MNCs or any industries in the areas of concerned specialization of the Undergraduate program. One of the two summer internships at the end of second year (Community Service Project) shall be society oriented and shall be completed in collaboration with government organizations/ NGOs & others. The other internship at the end of third year is Industry Internship and shall be completed in collaboration with Industries. The student shall register for the internship as per course structure after commencement of academic year. The guidelines issued by the APSCHE / University shall be followed for carrying out and evaluation of Community Service Project and Industry Internship.

Evaluation of the summer internships shall be through the departmental committee. A student will be required to submit a summer internship report to the concerned department and appear for an oral presentation before the departmental committee comprising of Head of the Department, supervisor of the internship and a senior faculty member of the department. A certificate of successful completion from industry shall be included in the report. The report and the oral presentation shall carry 50% weightage each. It shall be evaluated for 50 external marks. There shall be no internal marks for Summer Internship. A student shall secure minimum 40% of marks for successful completion. In case, if a student fails, he/she shall reappear as and when semester supplementary examinations are conducted by the University.

**Full Semester Internship and Project work:** In the final semester, the student should mandatorily register and undergo internship (onsite/virtual) and in parallel he/she should work on a project with well-defined objectives. At the end of the semester the candidate shall submit an internship completion certificate and a project report. A student shall also be permitted to submit project report on the work carried out during the internship.

The project report shall be evaluated with an external examiner. The total marks for project work 200 marks and distribution shall be 60 marks for internal and 140 marks for external evaluation. The supervisor assesses the student for 30 marks (Report: 15 marks, Seminar: 15 marks). At the end of the semester, all projects shall be showcased at the department for the benefit of all students and staff and the same is to be evaluated by the departmental Project Review Committee consisting of supervisor, a senior faculty and HOD for 30 marks. The external evaluation of Project Work is a Viva-Voce Examination conducted in the presence of internal examiner and external examiner appointed by the University and is evaluated for 140 marks.

The college shall facilitate and monitor the student internship programs. Completion of internships is mandatory, if any student fails to complete internship, he/she will not be eligible for the award of degree. In such cases, the student shall repeat and complete the internship.

## 15. Guidelines for offering a Minor

To promote interdisciplinary knowledge among the students, the students admitted into B.Tech. in a major stream/branch are eligible to obtain degree in Minor in another stream.

- i) The Minor program requires the completion of 12 credits in Minor stream chosen.
- ii) Two courses for 06 credits related to a Minor are to be pursued compulsorily for the minor degree, but maybe waived for students who have done similar/equivalent courses. If waived for a student, then the student must take an extra elective course in its place. It is recommended that students should complete the compulsory courses (or equivalents) before registering for the electives.
- iii) Electives (minimum of 2 courses) to complete a total of 12 credits.



**Note:** A total of 04 Open Electives are offered in the curriculum. A student can complete the requirement for Minor by opting for the courses offered through various verticals/tracks under Open Electives.

## 16. Guidelines for offering Honors

The objective of introducing B.Tech.(Hons.) is to facilitate the students to choose additionally the specialized courses of their choice and build their competence in a specialized area in the UG level. The programme is a best choice for academically excellent students having good academic record and interest towards higher studies and research.

- i) Honors is introduced in the curriculum of all B. Tech. programs offering a major degree and is applicable to all B. Tech (Regular and Lateral Entry) students admitted in Engineering & Technology.
- ii) A student shall earn additional 15 credits for award of B.Tech.(Honors) degree from same branch/department/discipline registered for major degree. This is in addition to the credits essential for obtaining the Undergraduate degree in Major Discipline (i.e., 160 credits).
- iii) A student is permitted to register for Honors in IV semester after the results of III Semester are declared and students may be allowed to take maximum two subjects per semester pertaining to the Honors from V Semester onwards.
- iv) The concerned Principal of the college shall arrange separate class work and timetable of the courses offered under Honors program.
- v) Courses that are used to fulfil the student's primary major may not be double counted towards the Honors. Courses with content substantially equivalent to courses in the student's primary Major may not be counted towards the Honors.
- vi) Students can complete the courses offered under Honors either in the college or in online platforms like SWAYAM with a minimum duration of 12 weeks for a 3-credit course and 8 weeks duration for a 2-credit course satisfying the criteria for credit mobility. If the courses under Honors are offered in conventional mode, then the teaching and evaluation procedure shall be similar to regular B. Tech courses.
- vii) The attendance for the registered courses under Honors and regular courses offered for Major degree in a semester are to be considered separately.
- viii) A student shall maintain an attendance of 75% in all registered courses under Honors to be eligible for attending semester end examinations.
- ix) **A student registered for Honors shall pass in all subjects that constitute the requirement for the Honors degree program.** No class/division (i.e., second class, first class and distinction, etc.) shall be awarded for Honors degree programme.
- x) If a student drops or is terminated from the Honors program, the additional credits so far earned cannot be converted into open or core electives; they will remain extra. However, such students will receive a separate grade sheet mentioning the additional courses completed by them.
- xi) The Honors will be mentioned in the degree certificate as Bachelor of Technology (Honors) in XYZ. For example, B.Tech. (Honors) in Mechanical Engineering.

### Enrolment into Honors:

- i) Students of a Department/Discipline are eligible to opt for Honors program offered by the same Department/Discipline
- ii) The enrolment of student into Honors is based on the CGPA obtained in the major degree program. CGPA shall be taken up to III semester in case of regular entry students and only

III semester in case of lateral entry students. Students having 7 CGPA without any backlog subjects will be permitted to register for Honors.

- iii) If a student is detained due to lack of attendance either in Major or in Honors, registration shall be cancelled.
- iv) Transfer of credits from Honors to regular B. Tech degree and vice-versa shall not be permitted.
- v) Honors is to be completed simultaneously with a Major degree program.

#### **Registration for Honors:**

- i) The eligible and interested students shall apply through the HOD of his/her parent department. The whole process should be completed within one week before the start of every semester. Selected students shall be permitted to register the courses under Honors.
- ii) The selected students shall submit their willingness to the principal through his/her parent department offering Honors. The parent department shall maintain the record of student pursuing the Honors.
- iii) The students enrolled in the Honors courses will be monitored continuously. An advisor/mentor from parent department shall be assigned to a group of students to monitor the progress.
- iv) There is no fee for registration of subjects for Honors program offered in offline at the respective institutions.

#### **17. Attendance Requirements:**

- i) A student shall be eligible to appear for the University external examinations if he/she acquires a minimum of 40% attendance in each subject and 75% of attendance in aggregate of all the subjects. Condonation of shortage of attendance in aggregate up to 10% (65% and above and below 75%) in each semester may be granted by the College Academic Committee.
- ii) Shortage of Attendance below 65% in aggregate shall in NO CASE be condoned.
- iii) A stipulated fee shall be payable towards condonation of shortage of attendance to the University.
- iv) Students whose shortage of attendance is not condoned in any semester are not eligible to take their end examination of that class and their registration shall stand cancelled.
- v) A student will not be promoted to the next semester unless he satisfies the attendance requirements of the present semester. They may seek readmission for that semester from the date of commencement of class work.
- vi) If any candidate fulfils the attendance requirement in the present semester, he shall not be eligible for readmission into the same class.
- vii) If the learning is carried out in blended mode (both offline & online), then the total attendance of the student shall be calculated considering the offline and online attendance of the student.
- viii) For induction programme attendance shall be maintained as per AICTE norms.

#### **18. Promotion Rules:**

The following academic requirements must be satisfied in addition to the attendance requirements mentioned in section 16.

- i) A student shall be promoted from first year to second year if he/she fulfils the minimum attendance requirement as per university norms.



ii) A student will be promoted from II to III year if he/she fulfils the academic requirement of securing 40% of the credits (any **decimal** fraction should be **rounded off** to **lower** digit) up to in the subjects that have been studied up to III semester.

iii) A student shall be promoted from III year to IV year if he/she fulfils the academic requirements of securing 40% of the credits (any **decimal** fraction should be **rounded off** to **lower** digit) in the subjects that have been studied up to V semester.

And in case a student is detained for want of credits for a particular academic year by ii) & iii) above, the student may make up the credits through supplementary examinations and only after securing the required credits he/she shall be permitted to join in the V semester or VII semester respectively as the case may be.

iv) When a student is detained due to lack of credits/shortage of attendance he/she may be re-admitted when the semester is offered after fulfilment of academic regulations. In such case, he/she shall be in the academic regulations into which he/she is readmitted.

## 19. Grading:

As a measure of the student's performance, a 10-point Absolute Grading System using the following Letter Grades and corresponding percentage of marks shall be followed:

After each course is evaluated for 100 marks, the marks obtained in each course will be converted to a corresponding letter grade as given below, depending on the range in which the marks obtained by the student fall.

**Structure of Grading of Academic Performance**

<i>Range in which the marks in the subject fall</i>	<i>Grade</i>	<i>Grade points Assigned</i>
90 & above	S (Superior)	10
80 - 89	A (Excellent)	9
70 - 79	B (Very Good)	8
60 - 69	C (Good)	7
50 - 59	D (Average)	6
40 - 49	E (Pass)	5
< 40	F (Fail)	0
Absent	Ab (Absent)	0

i) A student obtaining Grade 'F' or Grade 'Ab' in a subject shall be considered failed and will be required to reappear for that subject when it is offered the next supplementary examination.

ii) For non-credit audit courses, "Satisfactory" or "Unsatisfactory" shall be indicated instead of the letter grade and this will not be counted for the computation of SGPA/CGPA/Percentage.

Computation of Semester Grade Point Average (SGPA) and Cumulative Grade Point Average (CGPA):

The Semester Grade Point Average (SGPA) is the ratio of sum of the product of the number of credits with the grade points scored by a student in all the courses taken by a student and the sum of the number of credits of all the courses undergone by a student, i.e.,

$$SGPA = \sum (C_i \times G_i) / \sum C_i$$

where,  $C_i$  is the number of credits of the  $i^{\text{th}}$  subject and  $G_i$  is the grade point scored by the student in the  $i^{\text{th}}$  course.

The Cumulative Grade Point Average (CGPA) will be computed in the same manner considering all the courses undergone by a student over all the semesters of a program, i.e.,

$$CGPA = \sum (C_i \times S_i) / \sum C_i$$

where “ $S_i$ ” is the SGPA of the  $i^{\text{th}}$  semester and  $C_i$  is the total number of credits up to that semester.

Both SGPA and CGPA shall be rounded off to 2 decimal points and reported in the transcripts.

While computing the SGPA the subjects in which the student is awarded Zero grade points will also be included.

Grade Point: It is a numerical weight allotted to each letter grade on a 10-point scale. Letter

Grade: It is an index of the performance of students in a said course. Grades are denoted by the letters S, A, B, C, D and F.

### Award of Class:

After a student has satisfied the requirements prescribed for the completion of the program and is eligible for the award of B. Tech. Degree, he/she shall be placed in one of the following four classes:

<i>Class Awarded</i>	<i>CGPA Secured</i>
First Class with Distinction	$\geq 7.5$
First Class	$\geq 6.5 < 7.5$
Second Class	$\geq 5.5 < 6.5$
Pass Class	$\geq 5.0 < 5.5$

**CGPA to Percentage conversion Formula –  $(CGPA - 0.5) \times 10$**

### 20. With-holding of Results

If the candidate has any dues not paid to the university or if any case of indiscipline or malpractice is pending against him/her, the result of the candidate shall be withheld in such cases.

### 21. Multiple Entry / Exit Option

#### (a) Exit Policy:

The students can choose to exit the four-year programme at the end of first/second/third year.

- UG Certificate in (Field of study/discipline)** - Programme duration: First year (first two semesters) of the undergraduate programme, 40 credits followed by an additional exit 10-credit bridge course(s) lasting two months, including at least 6-credit job-specific internship/ apprenticeship that would help the candidates acquire job-ready competencies required to enter the workforce.

- ii) **UG Diploma (in Field of study/discipline)** - Programme duration: First two years (first four semesters) of the undergraduate programme, 80 credits followed by an additional exit 10-credit bridge course(s) lasting two months, including at least 6- credit job-specific internship/ apprenticeship that would help the candidates acquire job-ready competencies required to enter the workforce.
- iii) **Bachelor of Science (in Field of study/discipline) i.e., B.Sc. Engineering in (Field of study/discipline)**- Programme duration: First three years (first six semesters) of the undergraduate programme, 120 credits.

**(b) Entry Policy:**

Modalities on multiple entry by the student into the B.Tech. programme will be provided in due course of time.

**Note:** The Universities shall resolve any issues that may arise in the implementation of Multiple Entry and Exit policies from time to time and shall review the policies in the light of periodic changes brought by UGC, AICTE and State government.

**22. Gap Year Concept:**

Gap year concept for Student Entrepreneur in Residence is introduced and outstanding students who wish to pursue entrepreneurship / become entrepreneur are allowed to take a break of one year at any time after II year to pursue full-time entrepreneurship programme/to establish startups. This period may be extended to two years at the most and these two years would not be counted for the time for the maximum time for graduation. The principal of the respective college shall forward such proposals submitted by the students to the University. An evaluation committee constituted by the University shall evaluate the proposal submitted by the student and the committee shall decide whether to permit the student(s) to avail the Gap Year or not

**23. Transitory Regulations**

Discontinued, detained, or failed candidates are eligible for readmission as and when the semester is offered after fulfillment of academic regulations. Candidates who have been detained for want of attendance or not fulfilled academic requirements or who have failed after having undergone the course in earlier regulations or have discontinued and wish to continue the course are eligible for admission into the unfinished semester from the date of commencement of class work with the same or equivalent subjects as and when subjects are offered, subject to Section 2 and they will follow the academic regulations into which they are readmitted.

Candidates who are permitted to avail Gap Year shall be eligible for re-joining into the succeeding year of their B. Tech from the date of commencement of class work, subject to Section 2 and they will follow the academic regulations into which they are readmitted.

**24. Minimum Instruction Days for a Semester:**

The minimum instruction days including exams for each semester shall be 90 days.

**25. Medium of Instruction:**

The medium of instruction of the entire B. Tech undergraduate programme in Engineering & Technology (including examinations and project reports) will be in English only.

**26. Student Transfers:**

Student transfers shall be as per the guidelines issued by the Government of Andhra Pradesh and the Universities from time to time.

**27. G****28. General Instructions:**

- i. The academic regulations should be read as a whole for purpose of any interpretation.
- ii. Malpractices rules-nature and punishments are appended.
- iii. Where the words “he”, “him”, “his”, occur in the regulations, they also include “she”, “her”, “hers”, respectively.
- iv. In the case of any doubt or ambiguity in the interpretation of the above rules, the decision of the **Head of the institution** is final.
- v. The Universities may change or amend the academic regulations or syllabi at any time and the changes or amendments shall be made applicable to all the students on rolls with effect from the dates notified by the Universities.
- vi. In the case of any doubt or ambiguity in the interpretation of the guidelines given, the decision of the **Head of the institution** is final.

## 28. Malpractices Rules

### Disciplinary Action for / Improper Conduct in Examinations

S.No.	Nature of Malpractices/ Improper conduct	Punishment
<i>If the candidate:</i>		
1. (a)	Possesses or keeps accessible in examination hall, any paper, note book, programmable calculators, Cell phones, pager, palm computers or any other form of material concerned with or related to the subject of the examination (theory or practical) in which he is appearing but has not made use of (material shall include any marks on the body of the candidate which can be used as an aid in the subject of the examination)	Expulsion from the examination hall and cancellation of the performance in that subject only.
(b)	Gives assistance or guidance or receives it from any other candidate orally or by any other body language methods or communicates through cell phones with any candidate or persons in or outside the exam hall in respect of any matter.	Expulsion from the examination hall and cancellation of the performance in that subject only of all the candidates involved. In case of an outsider, he will be handed over to the police and a case is registered against him.
2.	Has copied in the examination hall from any paper, book, programmable calculators, palm computers or any other form of material relevant to the subject of the examination (theory or practical) in which the candidate is appearing.	Expulsion from the examination hall and cancellation of the performance in that subject and all other subjects the candidate has already appeared including practical examinations and project work and shall not be permitted to appear for the remaining examinations of the subjects of that Semester/ year. The Hall Ticket of the candidate is to be cancelled and sent to the University.
3.	Impersonates any other candidate in connection with the examination.	The candidate who has impersonated shall be expelled from examination hall. The candidate is also debarred and forfeits the seat. The performance of the original candidate who has been impersonated, shall be cancelled in all the subjects of the examination (including practical and project work) already appeared and shall not be allowed to appear for examinations of the remaining subjects of that semester/year. The candidate is also debarred for two consecutive semesters from class work and all end examinations. The continuation of the course by the candidate is subject to the academic regulations in connection with forfeiture of seat. If the imposter is an outsider, he will be handed over to the police and a case is registered against him.

4.	Smuggles in the Answer book or additional sheet or takes out or arranges to send out the question paper during the examination or answer book or additional sheet, during or after the examination.	Expulsion from the examination hall and cancellation of performance in that subject and all the other subjects the candidate has already appeared including practical examinations and project work and shall not be permitted for the remaining examinations of the subjects of that semester/year. The candidate is also debarred for two consecutive semesters from class work and all University examinations. The continuation of the course by the candidate is subject to the academic regulations in connection with forfeiture of seat.
5.	Uses objectionable, abusive or offensive language in the answer paper or in letters to the examiners or writes to the examiner requesting him to award pass marks.	Cancellation of the performance in that subject.
6.	Refuses to obey the orders of the Chief Superintendent/Assistant Superintendent / any officer on duty or misbehaves or creates disturbance of any kind in and around the examination hall or organizes a walk out or instigates others to walk out, or threatens the officer-in charge or any person on duty in or outside the examination hall of any injury to his person or to any of his relations whether by words, either spoken or written or by signs or by visible representation, assaults the officer- in-charge, or any person on duty in or outside the examination hall or any of his relations, or indulges in any other act of misconduct or mischief which result in damage to or destruction of property in the examination hall or any part of the College campus or engages in any other act which in the opinion of the officer on duty amounts to use of unfair means or misconduct or has the tendency to disrupt the orderly conduct of the examination.	In case of students of the college, they shall be expelled from examination halls and cancellation of their performance in that subject and all other subjects the candidate(s) has (have) already appeared and shall not be permitted to appear for the remaining examinations of the subjects of that semester/year. The candidates also are debarred and forfeit their seats. In case of outsiders, they will be handed over to the police and a police case is registered against them.

7.	Leaves the exam hall taking away answer script or intentionally tears of the script or any part thereof inside or outside the examination hall.	Expulsion from the examination hall and cancellation of performance in that subject and all the other subjects the candidate has already appeared including practical examinations and project work and shall not be permitted for the remaining examinations of the subjects of that semester/ year. The candidate is also debarred for two consecutive semesters from class work and all end examinations. The continuation of the course by the candidate is subject to the academic regulations in connection with forfeiture of seat.
8.	Possess any lethal weapon or firearm in the examination hall.	Expulsion from the examination hall and cancellation of the performance in that subject and all other subjects the candidate has already appeared including practical examinations and project work and shall not be permitted for the remaining examinations of the subjects of that semester/year. The candidate is also debarred and forfeits the seat.
9.	If student of the college, who is not a candidate for the particular examination or any person not connected with the college indulges in any malpractice or improper conduct mentioned in clause 6 to 8.	Student of the colleges expulsion from the examination hall and cancellation of the performance in that subject and all other subjects the candidate has already appeared including practical examinations and project work and shall not be permitted for the remaining examinations of the subjects of that semester/year. The candidate is also debarred and forfeits the seat. Person(s) who do not belong to the College will be handed over to police and, a police case will be registered against them.
10.	Comes in a drunken condition to the examination hall.	Expulsion from the examination hall and cancellation of the performance in that subject and all other subjects the candidate has already appeared including practical examinations and project work and shall not be permitted for the remaining examinations of the subjects of that semester/year.
11.	Copying detected on the basis of internal evidence, such as, during valuation or during special scrutiny.	Cancellation of the performance in that subject and all other subjects the candidate has appeared including practical examinations and project work of that semester/ year examinations.

12.	If any malpractice is detected which is not covered in the above clauses 1 to 11 shall be reported to the University for further action to award suitable punishment.	
-----	---	--

**Malpractices identified by squad or special invigilators**

1. Punishments to the candidates as per the above guidelines.
2. Punishment for institutions: (if the squad reports that the college is also involved in encouraging malpractices)
  - i. A show cause notice shall be issued to the college.
  - ii. Impose a suitable fine on the college.
  - iii. Shifting the examination centre from the college to another college for a specific period of not less than one year.

--- o0o ---



# UR24 Regulations

## B.Tech - Lateral Entry Scheme

## ACADEMIC REGULATIONS



## UR24 Academic Regulations for B. Tech (Lateral Entry Scheme)

*(Effective for the students admitted into II year through Lateral Entry Scheme from the Academic Year 2025-26 onwards)*

### 1. Award of the Degree

**(a) Award of the B.Tech. Degree / B.Tech. Degree with a Minor** if He/ She fulfils the following:

- (i) Pursues a course of study for not less than three academic years and not more than six academic years. However, for the students availing Gap year facility this period shall be extended by two years at the most and these two years would in addition to the maximum period permitted for graduation (Six years).
- (ii) Registers for 120 credits and secures all 120 credits.

**(b) Award of B.Tech. degree with Honors** if He/ She fulfils the following:

- (i) Student secures additional 15 credits fulfilling all the requisites of a B.Tech. program i.e., 120 credits.
- (ii) Registering for Honors is optional.
- (iii) Honors is to be completed simultaneously with B.Tech. programme.

2. Students, who fail to fulfil the requirement for the award of the degree within six consecutive academic years from the year of admission, shall forfeit their seat.

### 3. Minimum Academic Requirements

The following academic requirements have to be satisfied in addition to the requirements mentioned in item no.2

- i. A student shall be deemed to have satisfied the minimum academic requirements and earned the credits allotted to each theory, practical, design, drawing subject or project if he secures not less than 35% of marks in the end examination and a minimum of 40% of marks in the sum total of the mid semester evaluation and end examination taken together.
- ii. A student shall be promoted from III year to IV year if he/she fulfils the academic requirements of securing 40% of the credits (any decimal fraction should be rounded off to lower digit) in the subjects that have been studied up to V semester.

And in case if student is already detained for want of credits for particular academic year, the student may make up the credits through supplementary exams of the above exams before the commencement of IV year I semester class work of next year.

### 4. Course Pattern

- i) The entire course of study is three academic years on semester pattern.
- ii) A student eligible to appear for the end examination in a subject but absent at it or has failed in the end examination may appear for that subject at the next supplementary examination offered.
- iii) When a student is detained due to lack of credits/shortage of attendance the student may be re-admitted when the semester is offered after fulfilment of academic regulations, the student shall be in the academic regulations into which he/she is readmitted.

5. All other regulations as applicable for B. Tech. Four-year degree course (Regular) will hold good for B. Tech. (Lateral Entry Scheme).





**UNIVERSAL**  
COLLEGE OF ENGINEERING & TECHNOLOGY  
(AUTONOMOUS)

Accredited by  
**NAAC**  
with **B++**

Certified by  
**ISO**  
9001-2015

Established by The Diocese of Guntur Society - Guntur

Approved by AICTE - New Delhi






Affiliated to JNTU - Kakinada

# Ragging

## Prohibition of ragging in educational institutions Act 26 of 1997.

### Salient Features

- Ragging within or outside any educational institution is prohibited.
- Ragging means doing an act which causes or is likely to cause Insult or Annoyance of Fear or Apprehension or Threat or Intimidation or outrage of modesty or Injury to a student

	Imprisonment upto		Fine Upto
Teasing, Embarrassing and Humiliation	 6 Months	+	Rs. 1,000/-
Assaulting or Using Criminal force or Criminal intimidation	 1 Year	+	Rs. 2,000/-
Wrongfully restraining or confining or causing hurt	 2 Years	+	Rs. 5,000/-
Causing grievous hurt, kidnapping or Abduction or rape or committing unnatural offence	 5 Years	+	Rs. 10,000/-
Causing death or abetting suicide	 10 Years	+	Rs. 50,000/-

### ABSOLUTE NO TO RAGGING

1. Ragging is prohibited as per Act 26 of A.P. Legislative Assembly, 1997.
2. Ragging entails heavy fines and/or imprisonment.
3. Ragging invokes suspension and dismissal from the College.
4. Outsiders are prohibited from entering the College and Hostel without permission.
5. All the students must carry their Identity Cards and show them when demanded.
6. The Principal and the Wardens may visit Hostels and inspect the rooms any time.

College  
Code | **NF**

Dokiparru(Vill), Medikonduru(Mdl) | <https://www.ucet.edu.in>  
Guntur(Dst), Andhra Pradesh, INDIA | 0863-2291231, 9550533373

EAPCET  
Code | **UNIV**



# UR24 Regulations

## B.Tech- CSE-Data Science-Regular

# COURSE STRUCTURE





**UR24 - B.Tech - Course Structure**  
(Applicable from the academic year 2024-25 onwards)

**INDUCTION PROGRAMME**

<i>S. No.</i>	<i>Course Name</i>	<i>Category</i>	<i>L-T-P-C</i>
1	Physical Activities - Sports, Yoga and Meditation, Plantation	MC	0-0-6-0
2	Career Counseling	MC	2-0-2-0
3	Orientation to all branches - career options, tools, etc.	MC	3-0-0-0
4	Orientation on admitted Branch - corresponding labs, tools and platforms	EC	2-0-3-0
5	Proficiency Modules & Productivity Tools	ES	2-1-2-0
6	Assessment on basic aptitude and mathematical skills	MC	2-0-3-0
7	Remedial Training in Foundation Courses	MC	2-1-2-0
8	Human Values & Professional Ethics	MC	3-0-0-0
9	Communication Skills - focus on Listening, Speaking, Reading, Writing skills	BS	2-1-2-0
10	Concepts of Programming	ES	2-0-2-0

**Group-A Branches:** Computer Science and Engineering.

**Group-B Branches:**

Civil Engineering, CSE-Allied, Electronics & Communication Engineering and Mechanical Engineering.

**Abbreviations:** **BS:** Basic Science, **ES:** Engineering Science, **HSM:** Humanities and Social Science including Management, **PC:** Professional Core, **PE:** Professional Elective, **OE:** Open Elective; **SE:** Domain Specific Skill Enhancement Course, **PR:** Internships & Project work, **MC:** Mandatory Course, **AC:** Audit Course, **PROJ:** Project, **INT:** Internship.

**UR24-B.Tech - Course Structure: List of Semester wise Courses****B.Tech. – I Year I Semester (for Group-A Branches)**

S.No.	Category	Title	L/D	T	P	Credits
1	Basic Science:: BS1101	Communicative English	2	0	0	2
2	Basic Science:: BS1102	Engineering Chemistry/ Chemistry/Fundamental Chemistry	3	0	0	3
3	Basic Science:: BS1103	Linear Algebra & Calculus	3	0	0	3
4	Engineering Science: ES1104	Basic Civil & Mechanical Engineering	3	0	0	3
5	Engineering Science: ES1105	Introduction to Programming	3	0	0	3
6	Basic Science:: BS1101L	Communicative English Lab	0	0	2	1
7	Basic Science:: BS1102L	Engineering Chemistry/ Chemistry/Fundamental Chemistry Lab	0	0	2	1
8	Engineering Science: ES1106L	Engineering Workshop	0	0	3	1.5
9	Engineering Science: ES1105L	Computer Programming Lab	0	0	3	1.5
10	HSM1107	Health and Wellness, Yoga and Sports	-	-	1	0.5
<b>Total</b>			<b>14</b>	<b>00</b>	<b>11</b>	<b>19.5</b>

**B.Tech. – I Year I Semester (for Group-B Branches)**

S. No.	Course Category	Title	L/D	T	P	Credits
1	Basic Science: BS1101	Engineering Physics	3	0	0	3
2	Basic Science: BS1102	Linear Algebra & Calculus	3	0	0	3
3	Engineering Science: ES1103	Basic Electrical & Electronics Engineering	3	0	0	3
4	Engineering Science: ES1104	Engineering Graphics	1	0	4	3
5	Engineering Science: ES1105	Introduction to Programming	3	0	0	3
6	Engineering Science: ES1106L	IT Workshop	0	0	2	1
7	Basic Science: BS1101L	Engineering Physics Lab	0	0	2	1
8	Engineering Science: ES1107L	Electrical & Electronics Engineering Workshop	0	0	3	1.5
9	Engineering Science: ES1105L	Computer Programming Lab	0	0	3	1.5
10	Humanities and Social Science Management: HSM1108	NSS/ NCC /Scouts & Guides/ Community Service	-	-	1	0.5
<b>Total</b>			<b>13</b>	<b>00</b>	<b>15</b>	<b>20.5</b>

**B.Tech. – I Year II Semester (for Group-A Branches)**

S. No.	Category	Title	L/D	T	P	Credits
1	Basic Science:: BS1201	Engineering Physics	3	0	0	3
2	Basic Science:: BS1202	Differential Equations & Vector Calculus	3	0	0	3
3	Engineering Science: ES1203	Basic Electrical and Electronics Engineering	3	0	0	3
4	Engineering Science: ES1204	Engineering Graphics	1	0	4	3
5	Engineering Science: ES1205L	IT Workshop	0	0	2	1
6	Professional Core: PC1206	Data Structures / Electrical Circuit Analysis – I (Branch specific)	3	0	0	3
7	Basic Science:: BS1201L	Engineering Physics Lab	0	0	2	1
8	Engineering Science: ES1207L	Electrical and Electronics Engineering Workshop	0	0	3	1.5
9	Professional Core: PC1201L	Data Structures Lab / Electrical Circuits Lab	0	0	3	1.5
10	Humanities and Social Science Management: HSM1108	NSS/ NCC/ Scouts & Guides/ Community Service	-	-	1	0.5
<b>Total</b>			<b>13</b>	<b>00</b>	<b>15</b>	<b>20.5</b>

**B.Tech. – I Year II Semester (for Group-B Branches)**

S. No.	Course Category	Title	L	T	P	Credits
1	Basic Science: BS1201	Communicative English	2	0	0	2
2	Basic Science: BS1202	Engineering Chemistry / Chemistry	3	0	0	3
3	Engineering Science: ES1203	Differential Equations & Vector Calculus	3	0	0	3
4	Engineering Science: ES1204	Basic Civil & Mechanical Engineering	3	0	0	3
5	Professional Core: PC1205	Engineering Mechanics/ Network Analysis/ Data structures (Branch specific)	3	0	0	3
6	Basic Science: BS1201L	Communicative English Lab	0	0	2	1
7	Basic Science: BS1202L	Engineering Chemistry / Chemistry / Fundamental Chemistry Lab	0	0	2	1
8	Engineering Science ES1206	Engineering Workshop	0	0	3	1.5
9	Professional Core: PC1205L	Engineering Mechanics & Building Practices Lab Engineering Mechanics Lab/Network Analysis and Simulation Lab /Data structures Lab	0	0	3	1.5
10	HSM1107	Health and wellness, Yoga and Sports	-	-	1	0.5
<b>Total</b>			<b>14</b>	<b>00</b>	<b>11</b>	<b>19.5</b>

**B.Tech. – II Year I Semester**

<i>S.No.</i>	<i>Category</i>	<i>Title</i>	<i>L</i>	<i>T</i>	<i>P</i>	<i>Credits</i>
1	Basic Science: BS2101	Discrete Mathematics & Graph Theory	3	0	0	3
2	Humanities and Social Science including Management:HSM2102	Universal Human Values – Understanding Harmony and Ethical Human Conduct	2	1	0	3
3	Engineering Science: ES2103	Introduction to Data Science	3	0	0	3
4	Professional Core: PC2104	Advanced Data Structures & Algorithms Analysis	3	0	0	3
5	Professional Core: PC2105	Object Oriented Programming Through Java	3	0	0	3
6	Professional Core: PC2103L	Data Science Lab	0	0	3	1.5
7	Professional Core: PC2105L	Object Oriented Programming Through Java Lab	0	0	3	1.5
9	Skill Enhancement Course: SE2106	Python programming	0	1	2	2
10	Audit Course AC2107	Environmental Science	2	0	0	-
<b>Total</b>			<b>16</b>	<b>02</b>	<b>08</b>	<b>20</b>

**B.Tech. – II Year II Semester**

<i>S.No.</i>	<i>Category</i>	<i>Title</i>	<i>L</i>	<i>T</i>	<i>P</i>	<i>Credits</i>
1	Management Course - I MC2201	Optimization Techniques	2	0	0	2
2	Engineering Science: ES2202	Statistical methods for Data science	3	0	0	3
3	Professional Core: PC2203	Data Engineering	3	0	0	3
4	Professional Core; PC2204	Database Management Systems	3	0	0	3
5	Professional Core: PC2205	Computer Organization & Architecture	3	0	0	3
6	Professional Core: PC2203L	Data Engineering Lab	0	0	3	1.5
7	Professional Core: PC2204L	Database Management Systems Lab	0	0	3	1.5
8	Skill Enhancement Course: SE2206	Exploratory Data Analysis with Python	0	1	2	2
9	Engineering Science: ES2207	Design Thinking & Innovation	1	0	2	2
<b>Total</b>			<b>15</b>	<b>02</b>	<b>10</b>	<b>21</b>
Mandatory Community Service Project Internship of 08 weeks duration during summer vacation						

**B.Tech. – III Year I Semester**

<i>S.No.</i>	<i>Course Category</i>	<i>Title</i>	<i>L</i>	<i>T</i>	<i>P</i>	<i>Credits</i>
1	Professional Core		3	0	0	3
2	Professional Core		3	0	0	3
3	Professional Elective - I		2	0	0	2
4	Open Elective - I		3	0	0	3
5	Open Elective - II		3	0	0	3
6	Professional Core		0	0	3	1.5
7	Professional Core		0	0	3	1.5
8	Skill Enhancement course		0	1	2	2
9	Basic Sciences	Tinkering Lab	0	0	2	1
10	Evaluation of Community Service Internship		-	-	-	2
<b>Total</b>			<b>14</b>	<b>1</b>	<b>10</b>	<b>22</b>

**B.Tech. – III Year II Semester**

<i>S.No.</i>	<i>Course Category</i>	<i>Title</i>	<i>L</i>	<i>T</i>	<i>P</i>	<i>Credits</i>
1	Professional Core		3	0	0	3
2	Professional Core		3	0	0	3
3	Professional Core		3	0	0	3
4	Professional Elective - II		3	0	0	3
5	Professional Elective - III		2	0	0	2
6	Open Elective - III		3	0	0	3
7	Professional Core		0	0	2	1
8	Professional Core		0	0	2	1
9	Skill Enhancement course		0	1	2	2
10	Audit Course	Technical Paper Writing & IPR	2	0	0	-
<b>Total</b>			<b>19</b>	<b>1</b>	<b>06</b>	<b>21</b>
Mandatory Industry Internship of 08 weeks duration during summer vacation						

**B.Tech. – IV Year I Semester**

<i>S.No.</i>	<i>Course Category</i>	<i>Title</i>	<i>L</i>	<i>T</i>	<i>P</i>	<i>Credits</i>
1	Professional Core		3	0	0	3
2	Professional Core		3	0	0	3
3	Management Course - II		2	0	0	2
4	Professional Elective - IV		3	0	0	3
5	Professional Elective - V		3	0	0	3
6	Open Elective - IV		3	0	0	3
7	Professional Core		0	0	2	1
8	Professional Core		0	0	2	1
9	Skill Enhancement Course		0	1	2	2
10	Audit Course	Constitution of India	2	0	0	-
11	Internship	Evaluation of Industry Internship	-	-	-	2
<b>Total</b>			<b>19</b>	<b>1</b>	<b>06</b>	<b>23</b>

**B.Tech. – IV Year II Semester**

<i>S.No.</i>	<i>Course Category</i>	<i>Title</i>	<i>L</i>	<i>T</i>	<i>P</i>	<i>Credits</i>
1	Internship & Project Work	Full semester Internship & Project Work	0	0	24	12



# UR24 Regulation

## B.Tech-All Branches-Regular

## FIRST YEAR SYLLABUS





Course Category & Code	COMMUNICATIVE ENGLISH	L	T	P	C
BS1101	Common to All Branches of Engineering	2	0	0	2

**Course Objectives:**

The main objective of introducing this course, *Communicative English*, is to facilitate effective listening, Reading, Speaking and Writing skills among the students. It enhances the same in their comprehending abilities, oral presentations, reporting useful information and providing knowledge of grammatical structures and vocabulary. This course helps the students to make them effective in speaking and writing skills and to make them industry ready.

**Course Outcomes:**

**CO1:** Apply grammatical structures to formulate sentences and correct word forms.

**CO2:** Understand the context, topic, and pieces of specific information from social or Transactional dialogues.

**CO3:** Analyze discourse markers to speak clearly on a specific topic in informal discussions.

**CO4:** Create a coherent paragraph, essay, and resume.

**CO5:** Evaluate reading / listening texts and to write summaries based on global comprehension of these texts.

**CO-PO/PSO Mapping:**

CO	PO1	PO2	PO3	PO4	PO5	PO6	PO7	PO8	PO9	PO10	PO11	PO12	PSO1	PSO2	PSO3
CO1															
CO2															
CO3															
CO4															
CO5															

**UNIT I: Lesson: HUMAN VALUES: The Gift of the Magi (Short Story)**

**Listening:** Identifying the topic, the context and specific pieces of information by listening to short audio texts and answering a series of questions.

**Speaking:** Asking and answering general questions on familiar topics such as home, family, work, studies and interests; introducing oneself and others.

**Reading:** Skimming to get the main idea of a text; scanning to look for specific pieces of information.

**Writing:** Mechanics of Writing-Capitalization, Spellings, Punctuation-Parts of Sentences.

**Grammar:** Parts of Speech, Basic Sentence Structures-forming questions

**Vocabulary:** Synonyms, Antonyms, Affixes (Prefixes/Suffixes), Root words.

**UNIT II: Lesson: NATURE: The Brook by Alfred Tennyson (Poem)**

**Listening:** Answering a series of questions about main ideas and supporting ideas after listening to audio texts.

**Speaking:** Discussion in pairs/small groups on specific topics followed by short structure talks.

**Reading:** Identifying sequence of ideas; recognizing verbal techniques that help to link the ideas in a paragraph together.

**Writing:** Structure of a paragraph - Paragraph writing (specific topics) **Grammar:** Cohesive devices - linkers, use of articles and zero article; prepositions. **Vocabulary:** Homonyms, Homophones, Homographs.

**UNIT III: Lesson: BIOGRAPHY: Elon Musk**

**Listening:** Listening for global comprehension and summarizing what is listened to.

**Speaking:** Discussing specific topics in pairs or small groups and reporting what is discussed

**Reading:** Reading a text in detail by making basic inferences -recognizing and interpreting specific context clues; strategies to use text clues for comprehension.

**Writing:** Summarizing, Note-making, paraphrasing

**Grammar:** Verbs - tenses; subject-verb agreement; Compound words, Collocations

**Vocabulary:** Compound words, Collocations

**UNIT IV: Lesson: INSPIRATION: The Toys of Peace by Saki**

**Listening:** Making predictions while listening to conversations/ transactional dialogues without video; listening with video.

**Speaking:** Role plays for practice of conversational English in academic contexts (formal and informal) - asking for and giving information/directions.

**Reading:** Studying the use of graphic elements in texts to convey information, reveal trends/patterns/relationships, communicate processes or display complicated data.

**Writing:** Letter Writing: Official Letters, Resumes

**Grammar:** Reporting verbs, Direct & Indirect speech, Active & Passive Voice

**Vocabulary:** Words often confused, Jargons

**UNIT V: Lesson: MOTIVATION: The Power of Intrapersonal Communication (An Essay)**

**Listening:** Identifying key terms, understanding concepts and answering a series of relevant questions that test comprehension.

**Speaking:** Formal oral presentations on topics from academic contexts

**Reading:** Reading comprehension.

**Writing:** Writing structured essays on specific topics.

**Grammar:** Editing short texts –identifying and correcting common errors in grammar and usage (articles, prepositions, tenses, subject verb agreement)

**Vocabulary:** Technical Jargons

**Textbooks:**

1. Pathfinder: Communicative English for Undergraduate Students, 1st Edition, Orient Black Swan, 2023 (Units 1,2 & 3)
2. Empowering with Language by Cengage Publications, 2023 (Units 4 & 5)

**Reference Books:**

1. Dubey, Sham Ji & Co. English for Engineers, Vikas Publishers, 2020
2. Bailey, Stephen. Academic writing: A Handbook for International Students. Routledge, 2014.
3. Murphy, Raymond. English Grammar in Use, Fourth Edition, Cambridge University Press, 2019.
4. Lewis, Norman. Word Power Made Easy- The Complete Handbook for Building a Superior Vocabulary. Anchor, 2014.

**Web Resources:**

**GRAMMAR:**

1. [www.bbc.co.uk/learningenglish](http://www.bbc.co.uk/learningenglish)
2. <https://dictionary.cambridge.org/grammar/british-grammar/>
3. [www.eslpod.com/index.html](http://www.eslpod.com/index.html)
4. <https://www.learngrammar.net/>
5. <https://english4today.com/english-grammar-online-with-quizzes/>
6. <https://www.talkenglish.com/grammar/grammar.aspx>

**VOCABULARY**

1. <https://www.youtube.com/c/DailyVideoVocabulary/videos>
2. [https://www.youtube.com/channel/UC4cmBAit8i\\_NJZE8qK8sfpA](https://www.youtube.com/channel/UC4cmBAit8i_NJZE8qK8sfpA)

Course Category & Code	COMMUNICATIVE ENGLISH LAB	L	T	P	C
Basic Sciences	Common to All Branches of Engineering	0	0	2	1

**Course Objectives:**

The main objective of introducing this course, Communicative English Laboratory, is to expose the students to a variety of self-instructional, learner friendly modes of language learning. The students will get trained in basic communication skills and also make them ready to face job interviews.

**Course Outcomes:**

CO1: Understand the different aspects of the English language proficiency with emphasis on LSRW skills.

CO2: Apply communication skills through various language learning activities.

CO3: Analyze the English speech sounds, stress, rhythm, intonation and syllable division for better listening and speaking comprehension.

CO4: Evaluate and exhibit professionalism in participating in debates and group discussions. CO5: Create effective Course Objectives:

**List of Topics:**

1. Vowels & Consonants
2. Neutralization/Accent Rules
3. Communication Skills & JAM
4. Role Play or Conversational Practice
5. E-mail Writing
6. Resume Writing, Cover letter, SOP
7. Group Discussions-methods & practice
8. Debates - Methods & Practice
9. PPT Presentations/ Poster Presentation
10. Interviews Skills

**Suggested Software:**

- Walden Infotech
- Young India Films

**Reference Books:**

1. Raman Meenakshi, Sangeeta-Sharma. *Technical Communication*. Oxford Press.2018.
2. Taylor Grant: *English Conversation Practice*, Tata McGraw-Hill Education India, 2016
3. Hewing's, Martin. *Cambridge Academic English (B2)*. CUP, 2012.
4. J. Sethi & P.V. Dhamija. *A Course in Phonetics and Spoken English*, (2nd Ed), Kindle, 2013

**Web Resources:****Spoken English:**

1. [www.esl-lab.com](http://www.esl-lab.com)
2. [www.englishmedialab.com](http://www.englishmedialab.com)
3. [www.englishinteractive.net](http://www.englishinteractive.net)
4. <https://www.britishcouncil.in/english/online>
5. <http://www.letstalkpodcast.com/>
6. [https://www.youtube.com/c/mmmEnglish\\_Emma/featured](https://www.youtube.com/c/mmmEnglish_Emma/featured)
7. <https://www.youtube.com/c/ArnelsEverydayEnglish/featured>
8. <https://www.youtube.com/c/engvidAdam/featured>
9. <https://www.youtube.com/c/EnglishClass101/featured>
10. <https://www.youtube.com/c/SpeakEnglishWithTiffani/playlists>
11. [https://www.youtube.com/channel/UCV1h\\_cBE0Drdx19qkTM0WNw](https://www.youtube.com/channel/UCV1h_cBE0Drdx19qkTM0WNw)

**Voice & Accent:**

1. <https://www.youtube.com/user/letstalkaccent/videos>
2. <https://www.youtube.com/c/EngLanguageClub/featured>
3. [https://www.youtube.com/channel/UC\\_OskgZBoS4dAnVUgJVexc](https://www.youtube.com/channel/UC_OskgZBoS4dAnVUgJVexc)
4. [https://www.youtube.com/channel/UCNfm92h83W2i2ijc5Xwp\\_IA](https://www.youtube.com/channel/UCNfm92h83W2i2ijc5Xwp_IA)

Course Category & Code	LINEAR ALGEBRA & CALCULUS	L	T	P	C
Basic Sciences	Common to All Branches of Engineering	3	0	0	3

**Course Objectives:**

To equip the students with standard concepts and tools at an intermediate to advanced level mathematics to develop the confidence and ability among the students to handle various real-world problems and their applications.

**Course Outcomes:** At the end of the course, the student will be able to

CO1: Develop and use of matrix algebra techniques that are needed by engineers for practical applications.

CO2: Utilize mean value theorems to real life problems.

CO3: Familiarize with functions of several variables which is useful in optimization. CO4: Learn important tools of calculus in higher dimensions.

CO5: Familiarize with double and triple integrals of functions of several variables in two dimensions using Cartesian and polar coordinates and in three dimensions using cylindrical and spherical coordinates.

**CO-PO/PSO Mapping:**

CO	PO1	PO2	PO3	PO4	PO5	PO6	PO7	PO8	PO9	PO10	PO11	PO12	PSO1	PSO2	PSO3
CO1															
CO2															
CO3															
CO4															
CO5															

**UNIT I: Matrices**

Rank of a matrix by echelon form, normal form. Cauchy–Binet formulae (without proof). Inverse of Non- singular matrices by Gauss-Jordan method, System of linear equations: Solving system of Homogeneous and Non-Homogeneous equations by Gauss elimination method, Jacobi and Gauss Seidel Iteration Methods.

**UNIT II: Eigenvalues, Eigenvectors and Orthogonal Transformation**

Eigenvalues, Eigenvectors and their properties, Diagonalization of a matrix, Cayley-Hamilton Theorem (without proof), finding inverse and power of a matrix by Cayley-Hamilton Theorem, Quadratic forms and Nature of the Quadratic Forms, Reduction of Quadratic form to canonical forms by Orthogonal Transformation.

**UNIT III: Calculus**

Mean Value Theorems: Rolle's Theorem, Lagrange's mean value theorem with their geometrical interpretation, Cauchy's mean value theorem, Taylor's and Maclaurin theorems with remainders (without proof), Problems and applications on the above theorems.

**UNIT IV: Partial differentiation and Applications (Multi variable calculus)** Functions of several variables: Continuity and Differentiability, Partial derivatives, total derivatives, chain rule, Directional derivative, Taylor's and Maclaurin's series expansion of functions of two variables. Jacobians, Functional dependence, maxima and minima of functions of two variables, method of Lagrange multipliers.

**UNIT V: Multiple Integrals (Multi variable Calculus)**

Double integrals, triple integrals, change of order of integration, change of variables to polar, cylindrical and spherical coordinates. Finding areas (by double integrals) and volumes (by double integrals and triple integrals).

**Textbooks:**

1. Higher Engineering Mathematics, B. S. Grewal, Khanna Publishers, 2017, 44th Edition
2. Advanced Engineering Mathematics, Erwin Kreyszig, John Wiley & Sons, 2018, 10th Edition.

**Reference Books:**

1. Thomas Calculus, George B. Thomas, Maurice D. Weir and Joel Hass, Pearson Publishers, 2018, 14th Edition.
2. Advanced Engineering Mathematics, R. K. Jain and S. R. K. Iyengar, Alpha Science International Ltd., 2021 5th Edition(9th reprint).
3. Advanced Modern Engineering Mathematics, Glyn James, Pearson publishers, 2018, 5th Edition.
4. Advanced Engineering Mathematics, Micheael Greenberg, , Pearson publishers, 9th edition
5. Higher Engineering Mathematics, H. K Das, Er. Rajnish Verma, S. Chand Publications, 2014, Third Edition (Reprint 2021)



Course Category & Code	<b>DIFFERENTIAL EQUATIONS AND VECTOR CALCULUS</b>	<b>L</b>	<b>T</b>	<b>P</b>	<b>C</b>
Basic Sciences	Common to All Branches of Engineering	<b>3</b>	<b>0</b>	<b>0</b>	<b>3</b>

**Course Objectives:**

- To enlighten the learners in the concept of differential equations and multivariable calculus.
- To furnish the learners with basic concepts and techniques at plus two level to lead them into advanced level by handling various real-world applications.

**Course Outcomes:** At the end of the course, the student will be able to

**CO1:** Solve the differential equations related to various engineering fields.

**CO2:** Identify solution methods for partial differential equations that model physical processes.

**CO3:** Interpret the physical meaning of different operators such as gradient, curl and divergence.

**CO4:** Estimate the work done against a field, circulation and flux using vector calculus.

**CO-PO/PSO Mapping:**

CO	PO1	PO2	PO3	PO4	PO5	PO6	PO7	PO8	PO9	PO10	PO11	PO12	PSO1	PSO2	PSO3
CO1															
CO2															
CO3															
CO4															
CO5															

**UNIT I: Differential equations of first order and first degree**

Linear differential equations – Bernoulli's equations- Exact equations and equations reducible to exact form. Applications: Newton's Law of cooling – Law of natural growth and decay- Electrical circuits.

**UNIT II: Linear differential equations of higher order (Constant Coefficients)**

Definitions, homogenous and non-homogenous, complimentary function, general solution, particular integral, Wronskian, Method of variation of parameters. Simultaneous linear equations, Applications to L-C-R Circuit problems and Simple Harmonic motion.

**UNIT III: Partial Differential Equations**

Introduction and formation of Partial Differential Equations by elimination of arbitrary constants and arbitrary functions, solutions of first order linear equations using Lagrange's method. Homogeneous Linear Partial differential equations with constant coefficients.

**UNIT IV: Vector differentiation**

Scalar and vector point functions, vector operator Del, Del applies to scalar point functions- Gradient, Directional derivative, del applied to vector point functions-Divergence and Curl, vector identities.

**UNIT V: Vector integration**

Line Integrals-circulation-work done, surface integral-flux, Green's theorem in the plane (without proof), Stoke's theorem (without proof), volume integral, Divergence theorem (without proof) and related problems.

**Textbooks:**

1. Higher Engineering Mathematics, B. S. Grewal, Khanna Publishers, 2017, 44th Edition
2. Advanced Engineering Mathematics, Erwin Kreyszig, John Wiley & Sons, 2018, 10th Edition.

**Reference Books:**

1. Thomas Calculus, George B. Thomas, Maurice D. Weir and Joel Hass, Pearson Publishers, 2018, 14th Edition.
2. Advanced Engineering Mathematics, Dennis G. Zill and Warren S. Wright, Jones and Bartlett, 2018.
3. Advanced Modern Engineering Mathematics, Glyn James, Pearson publishers, 2018, 5th Edition.
4. Advanced Engineering Mathematics, R. K. Jain and S. R. K. Iyengar, Alpha Science International Ltd., 2021 5th Edition (9th reprint).
5. Higher Engineering Mathematics, B. V. Ramana, , McGraw Hill Education, 2017

Course Category & Code	ENGINEERING PHYSICS	L	T	P	C
Basic Sciences	Common for All Branches of Engineering	3	0	0	3

**Course Objectives:**

To bridge the gap between the Physics in school at 10+2 level and UG level engineering courses by identifying the importance of the optical phenomenon like interference, diffraction etc, enlightening the periodic arrangement of atoms in crystalline solids and concepts of quantum mechanics, introduce novel concepts of dielectric and magnetic materials, physics of semiconductors.

**Course Outcomes:**

- CO1:** Analyze the intensity variation of light due to polarization, interference and diffraction.  
**CO2:** Familiarize with the basics of crystals and their structures.  
**CO3:** Summarize various types of polarization of dielectrics and classify the magnetic materials.  
**CO4:** Explain fundamentals of quantum mechanics and apply it to one dimensional motion of particles.  
**CO5:** Explain the basic concepts of Quantum Mechanics and the band theory of solids.  
**CO6:** Identify the type of semiconductor using Hall Effect.

**CO-PO/PSO Mapping:**

CO	PO1	PO2	PO3	PO4	PO5	PO6	PO7	PO8	PO9	PO10	PO11	PO12	PSO1	PSO2	PSO3
CO1															
CO2															
CO3															
CO4															
CO5															

**UNIT I: Wave Optics****12H**

Interference: Introduction - Principle of superposition –Interference of light - Interference in thin films (Reflection Geometry) & applications - Colours in thin films- Newton's Rings, Determination of wavelength and refractive index.

Diffraction: Introduction - Fresnel and Fraunhofer diffractions - Fraunhofer diffraction due to single slit, double slit & N-slits (Qualitative) – Diffraction Grating - Dispersive power and resolving power of Grating (Qualitative). Polarization: Introduction -Types of polarization - Polarization by reflection, refraction and Double refraction - Nicol's Prism -Half wave and Quarter wave plates.

**UNIT II: Crystallography and X-ray diffraction****8H**

Crystallography: Space lattice, Basis, Unit Cell and lattice parameters – Bravais Lattices – crystal systems (3D) – coordination number - packing fraction of SC, BCC & FCC - Miller indices – separation between successive (hkl) planes.

X-ray diffraction: Bragg's law - X-ray Diffractometer – crystal structure determination by Laue's and powder methods

**UNIT III: Magnetic and Dielectric Materials****10H**

Magnetic Materials: Introduction - Magnetic dipole moment - Magnetization-Magnetic susceptibility and permeability – Atomic origin of magnetism - Classification of magnetic materials: Dia, para, Ferro, anti-ferro&Ferri magnetic materials - Domain concept for Ferromagnetism & Domain walls (Qualitative) - Hysteresis - soft and hard magnetic materials.

Dielectric Materials: Introduction - Dielectric polarization - Dielectric polarizability, Susceptibility, Dielectric constant and Displacement Vector – Relation between the electric vectors - Types of polarizations- Electronic (Quantitative), Ionic (Quantitative) and Orientationpolarizations (Qualitative) - Lorentz internal field - Clausius- Mossotti equation.

**UNIT IV: Quantum Mechanics and Free electron Theory****10H**

Quantum Mechanics: Dual nature of matter – Heisenberg's Uncertainty Principle – Significance and properties of wave function – Schrodinger's time independent and dependent wave equations– Particle in a one-dimensional infinite potential well.

Free Electron Theory: Classical free electron theory (Qualitative with discussion of merits and demerits) – Quantum free electron theory – electrical conductivity based on quantum free electron theory - Fermi-Dirac distribution - Density of states - Fermi energy

**UNIT V: Semiconductors****8H**

Semiconductors: Formation of energy bands – classification of crystalline solids - Intrinsic semiconductors: Density of charge carriers – Electrical conductivity – Fermi level – Extrinsic semiconductors: density of charge carriers – dependence of Fermi energy on carrier concentration and temperature - Drift and diffusion currents – Einstein's equation – Hall effect and its applications.

**Textbooks:**

1. A Text book of Engineering Physics, M. N. Avadhanulu, P.G.Kshirsagar & TVS Arun Murthy, S. Chand Publications, 11th Edition 2019.
2. Engineering Physics - D.K.Bhattacharya and Poonam Tandon, Oxford press (2015)

**Reference Books:**

1. Engineering Physics - B.K. Pandey and S. Chaturvedi, Cengage Learning 2021.
2. Engineering Physics - Shatendra Sharma, Jyotsna Sharma, Pearson Education, 2018.
3. Engineering Physics” - Sanjay D. Jain, D. Sahasrabudhe and Girish, University Press. 2010
4. Engineering Physics - M.R. Srinivasan, New Age international publishers (2009).

**Web Resources:** <https://www.loc.gov/rr/scitech/selected-internet/physics.html>

Course Category & Code	ENGINEERING PHYSICS LAB	L	T	P	C
Basic Sciences	Common to All Branches of Engineering	0	0	2	1

**Course Objectives:**

To study the concepts of optical phenomenon like interference, diffraction etc., recognize the importance of energy gap in the study of conductivity and Hall effect in semiconductors and study the parameters and applications of dielectric and magnetic materials by conducting experiments.

**Course Outcomes:** The students will be able to

**CO1:** Estimate the wavelengths of different colours using diffraction grating.

**CO2:** Calculate the band gap of a given semiconductor.

**CO3:** Identify the type of semiconductor using Hall effect.

**List of Experiments:**

1. Determination of radius of curvature of a given Plano-convex lens by Newton's rings.
2. Determination of wavelengths of different spectral lines in mercury spectrum using diffraction grating in normal incidence configuration.
3. Verification of Brewster's law
4. Determination of dielectric constant using charging and discharging method.
5. Study the variation of B versus H by magnetizing the magnetic material (B-H curve).
6. Determination of wavelength of Laser light using diffraction grating.
7. Estimation of Planck's constant using photoelectric effect.
8. Determination of the resistivity of semiconductors by four probe methods.
9. Determination of energy gap of a semiconductor using p-n junction diode.
10. Magnetic field along the axis of a current carrying circular coil by Stewart Gee's Method.
11. Determination of Hall voltage and Hall coefficient of a given semiconductor using Hall effect.
12. Determination of temperature coefficients of a thermistor.
13. Determination of acceleration due to gravity and radius of Gyration by using a compound pendulum.
14. Determination of magnetic susceptibility by Kundt's tube method.
15. Determination of rigidity modulus of the material of the given wire using Torsional pendulum.
16. Sonometer: Verification of laws of stretched string.
17. Determination of young's modulus for the given material of wooden scale by non- uniform bending (or double cantilever) method.
18. Determination of Frequency of electrically maintained tuning fork by Melde's experiment.

**Note:** Any TEN of the listed experiments are to be conducted. Out of which any TWO experiments may be conducted in virtual mode.

**References:**

- A Textbook of Practical Physics - S. Balasubramanian, M.N. Srinivasan, S. Chand Publishers, 2017.

**Web Resources**

- [www.vlab.co.in](http://www.vlab.co.in)
- <https://phet.colorado.edu/en/simulations/filter?subjects=physics&type=html,prototype>

Course Category & Code	ENGINEERING CHEMISTRY	L	T	P	C
Basic Sciences	Common to Civil, Chemical, Mechanical Engineering and allied branches	3	0	0	3

**Course Objectives:**

- To familiarize engineering chemistry and its applications.
- To impart the concept of soft and hard waters, softening methods of hard water.
- To train the students on the principles and applications of electrochemistry, polymers, surface chemistry, and cement.

**Course Outcomes:** At the end of the course, the students will be able to

**CO1:** Explain hardness of water, boiler troubles and water softening methods

**CO2:** Explain electrochemical cell and batteries. Demonstrate the corrosion prevention methods and factors affecting corrosion

**CO3:** Explain the preparation, properties, and applications of thermoplastics & thermosetting, elastomers & conducting polymers.

Explain calorific values, octane number, refining of petroleum and cracking of oils.

**CO4:** Explain the setting and hardening of cement.

**CO5:** Summarize the concepts of colloids, micelle and nanomaterials.

**CO-PO/PSO Mapping:**

CO	PO1	PO2	PO3	PO4	PO5	PO6	PO7	PO8	PO9	PO10	PO11	PO12	PSO1	PSO2	PSO3
CO1															
CO2															
CO3															
CO4															
CO5															

**UNIT I: Water Technology****8H**

Soft and hardwater, Estimation of hardness of water by EDTA Method, Estimation of dissolved Oxygen - Boiler troubles – Priming, foaming, scale and sludge, Caustic embrittlement, Industrial water treatment – Specifications for drinking water, Bureau of Indian Standards(BIS) and World health organization(WHO) standards, Ion-exchange processes - desalination of brackish water, reverse osmosis (RO) and electrodialysis.

**UNIT II: Electrochemistry and Applications****12H**

Electrodes –electrochemical cell, Nernst equation, cell potential calculations.

Primary cells – Zinc-air battery, Secondary cells – Nickel-Cadmium (NiCad), and lithium ion batteries- working principle of the batteries including cell reactions; Fuel cells-Basic Concepts, the principle and working of hydrogen-oxygen Fuel cell.

Corrosion: Introduction to corrosion, electrochemical theory of corrosion, differential aeration cell corrosion, galvanic corrosion, metal oxide formation by dry and electrochemical corrosion, Pilling Bedworth ratios and uses, Factors affecting the corrosion, cathodic and anodic protection, electroplating and electroless plating (Nickel and Copper).

**UNIT III: Polymers and Fuel Chemistry****12H**

Introduction to polymers, functionality of monomers, Mechanism of chain growth, step growth polymerization.

Thermoplastics and Thermo-setting plastics:- Preparation, properties and applications of poly styrene. PVC Nylon 6,6 and Bakelite.

Elastomers – Preparation, properties and applications of Buna S, Buna N, Thiokol rubbers.

Fuels – Types of fuels, calorific value of fuels, numerical problems based on calorific value; Analysis of coal (Proximate and Ultimate analysis), Liquid Fuels, refining of petroleum, Octane and Cetane number- alternative fuels- propane, methanol, ethanol and bio fuel-bio diesel.

**UNIT IV: Modern Engineering Materials****8H**

Composites- Definition, Constituents, Classification- Particle, Fibre and Structural reinforced composites, properties and Engineering applications

Refractories- Classification, Properties, Factors affecting the refractory materials and Applications.

Lubricants- Classification, Functions of lubricants, Mechanism, Properties of lubricating oils – Viscosity, Viscosity Index, Flash point, Fire point, Cloud point, saponification and Applications.

Building materials- Portland Cement, constituents, Setting and Hardening of cement.

**UNIT V: Surface Chemistry and Nanomaterials****8H**

Introduction to surface chemistry, colloids, nanometals and nanometal oxides, micelle formation, synthesis of colloids (Braggs Method), chemical and biological methods of preparation of nanometals and metal oxides, stabilization of colloids and nanomaterials by stabilizing agents, adsorption isotherm (Freundlich and Longmuir), Brunauer-Emmett-Teller equation (no derivation) applications of colloids and nanomaterials – catalysis, medicine, sensors, etc.

**Textbooks:**

1. Jain and Jain, Engineering Chemistry, 16/e, Dhanpat Rai, 2013.
2. Peter Atkins, Julio de Paula and James Keeler, Atkins' Physical Chemistry, 10/e, Oxford University Press, 2010.

**Reference Books:**

1. H.F.W. Taylor, Cement Chemistry, 2/e, Thomas Telford Publications, 1997.
2. D.J. Shaw, Introduction to Colloids and Surface Chemistry, Butterworth-Heineman, 1992.
3. Textbook of Polymer Science, Fred W. Billmeyer Jr, 3rd Edition

Course Category & Code	ENGINEERING CHEMISTRY LAB	L	T	P	C
Basic Sciences	Common to Civil, Chemical, Mechanical Engineering and allied branches	0	0	2	1

**Course Objectives:**

- To verify the fundamental concepts with experiments

**Course Outcomes:** At the end of the course, the students will be able to

**CO1:** Calculate the hardness of water.

**CO2:** Prepare advanced polymer materials.

**CO3:** Estimate the Iron and Calcium in cement.

**CO4:** Determine the physical properties like surface tension, adsorption and viscosity.

**List of Experiments:**

1. Determination of Hardness of a groundwater sample.
2. Estimation of Dissolved Oxygen by Winkler's method
3. Determination of Strength of an acid in Pb-Acid battery
4. Preparation of a polymer (Bakelite)
5. Determination of percentage of Iron in Cement sample by colorimetry
6. Estimation of Calcium in port land Cement
7. Preparation of nanomaterials by precipitation method.
8. Adsorption of acetic acid by charcoal
9. Determination of percentage Moisture content in a coal sample
10. Determination of Viscosity of lubricating oil by Redwood Viscometer 1
11. Determination of Viscosity of lubricating oil by Redwood Viscometer 2
12. Determination of Calorific value of gases by Junker's gas Calorimeter.
13. Estimation of Mohr's Salt Using Std.KMnO<sub>4</sub>.
14. Determination of alkalinity of water sample.
15. Estimation of Vitamin-C.

**Note:** Any TEN of the listed experiments are to be conducted.

**Reference:**

- "Vogel's Quantitative Chemical Analysis 6th Edition 6th Edition" Pearson Publications by J. Mendham, R.C. Denney, J.D. Barnes and B. Sivasankar



Course Category & Code	CHEMISTRY	L	T	P	C
Basic Sciences	Common to EEE, ECE, CSE, IT & allied branches	3	0	0	3

**Course Objectives:**

- To familiarize engineering chemistry and its applications
- To train the students on the principles and applications of electrochemistry and polymers
- To introduce instrumental methods.

**Course Outcomes:** At the end of the course, the students will be able to:

**CO1:** Explain fundamentals of quantum mechanics and molecular orbital theory.

**CO2:** Apply the principle of Band diagrams in the application of conductors and semiconductors.

**CO3:** Compare the materials of construction for battery and electrochemical sensors.

**CO4:** Explain the preparation, properties, and applications of thermoplastics & thermosetting & elastomers conducting polymers.

**CO5:** Summarize the concepts of Instrumental methods. Explain the principles of spectrometry, HPLC in separation of solid and liquid mixtures.

**CO-PO/PSO Mapping:**

CO	PO1	PO2	PO3	PO4	PO5	PO6	PO7	PO8	PO9	PO10	PO11	PO12	PSO1	PSO2	PSO3
CO1															
CO2															
CO3															
CO4															
CO5															

**UNIT I: Structure and Bonding Models:****8H**

Fundamentals of Quantum mechanics, Schrodinger Wave equation, significance of  $\Psi$  and  $\Psi^2$ , particle in one dimensional box, molecular orbital theory – bonding in homo- and heteronuclear diatomic molecules – energy level diagrams of  $O_2$  and  $CO$ , etc.  $\pi$ -molecular orbitals of butadiene and benzene, calculation of bond order.

**UNIT II: Modern Engineering materials****8H**

Semiconductors: Introduction, basic concept(Classification), application.

Super conductors: Introduction basic concept(Classification), applications.

Supercapacitors: Introduction, Basic Concept(Classification)– Applications.

Nano materials: Introduction, classification, properties and applications of Fullerenes, carbon nano tubes and Graphines nanoparticles.

**UNIT III: Electrochemistry and Applications****12H**

Electrochemical cell, Nernst equation, cell potential calculations and numerical problems, potentiometry- potentiometric titrations (redox titrations), concept of conductivity, conductivity cell, conductometric titrations (acid-base titrations).

Electrochemical sensors – potentiometric sensors with examples, amperometric sensors with examples.

Primary cells – Zinc-air battery, Secondary cells –lithium-ion batteries- working of the batteries including cell reactions; Fuel cells, hydrogen-oxygenfuel cell– working of the cells. Polymer Electrolyte Membrane Fuel cells (PEMFC).

**UNIT IV: Polymer Chemistry****12H**

Introduction to polymers, functionality of monomers, chain growth and step growth polymerization, coordination polymerization, with specific examples and mechanisms of polymer formation.

Plastics –Thermo and Thermosetting plastics, Preparation, properties and applications of – PVC, Teflon, Bakelite, Nylon-6,6, carbon fibres.

Elastomers–Buna-S, Buna-N–preparation, properties and applications.

Conducting polymers – polyacetylene, polyaniline, – mechanism of conduction and applications.

Bio-Degradable polymers - Poly Glycolic Acid (PGA), Polyl Lactic Acid (PLA).

**UNIT V: Instrumental Methods and Applications****12H**

Electromagnetic spectrum. Absorption of radiation: Beer-Lambert's law. UV-Visible Spectroscopy, electronic transition, Instrumentation, IR spectroscopies, fundamental modes and selection rules, Instrumentation. Chromatography-Basic Principle, Classification-HPLC: Principle, Instrumentation and Applications.

**Textbooks:**

1. Jain and Jain, Engineering Chemistry, 16/e, DhanpatRai, 2013.
2. Peter Atkins, Julio de Paula and James Keeler, Atkins' Physical Chemistry, 10/e, Oxford University Press, 2010.

**Reference Books:**

1. Skoog and West, Principles of Instrumental Analysis, 6/e, Thomson, 2007.
2. J.D. Lee, Concise Inorganic Chemistry, 5th Edition, Wiley Publications, Feb.2008
3. Textbook of Polymer Science, Fred W. Billmayer Jr, 3rd Edition.

Course Category & Code	CHEMISTRY LAB	L	T	P	C
Basic Sciences	Common to EEE, ECE, CSE, IT & allied branches	0	0	2	1

**Course Objectives:**

- Verify the fundamental concepts with experiments.

**Course Outcomes:** At the end of the course, the students will be able to

**CO1:** Determine the cell constant and conductance of solutions.

**CO2:** Prepare advanced polymer Bakelite materials.

**CO3:** Measure the strength of an acid present in secondary batteries.

**CO4:** Develop and perform volumetric analysis to address the water related problems.

**List of Experiments:**

1. Measurement of 10Dq by spectrophotometric method
2. Conductometric titration of strong acid vs. strong base
3. Conductometric titration of weak acid vs. strong base
4. Determination of cell constant and conductance of solutions
5. Potentiometry - determination of redox potentials and emfs
6. Determination of Strength of an acid in Pb-Acid battery
7. Preparation of a Bakelite
8. Verify Lambert-Beer's law
9. Wavelength measurement of sample through UV-Visible Spectroscopy
10. Identification of simple organic compounds by IR
11. Preparation of nanomaterials by precipitation method
12. Estimation of Ferrous Iron by Dichrometry.
13. Dermination of hardness of water sample by EDTA method.
14. Determination of alkalinity of water sample.
15. Estimation of Vitamin C.

**Note:** Any TEN of the listed experiments are to be conducted.

**Reference:**

- "Vogel's Quantitative Chemical Analysis 6th Edition 6th Edition" Pearson Publications by J. Mendham, R.C.Denney, J.D.Barnes and B. Sivasankar

Course Category & Code	BASIC CIVIL AND MECHANICAL ENGINEERING	L	T	P	C
Engineering Science	Common to All branches of Engineering	3	0	0	3

### PART A: BASIC CIVIL ENGINEERING

#### Course Objectives:

- Get familiarized with the scope and importance of Civil Engineering sub-divisions.
- Introduce the preliminary concepts of surveying.
- Acquire preliminary knowledge on Transportation and its importance in nation's economy.
- Get familiarized with the importance of quality, conveyance and storage of water.
- Introduction to basic civil engineering materials and construction techniques.

**Course Outcomes:** On completion of the course, the student should be able to:

**CO1:** Understand various sub-divisions of Civil Engineering and to appreciate their role in ensuring better society.

**CO2:** Know the concepts of surveying and to understand the measurement of distances, angles and levels through surveying.

**CO3:** Realize the importance of Transportation in nation's economy and the engineering measures related to Transportation.

**CO4:** Understand the importance of Water Storage and Conveyance Structures so that the social responsibilities of water conservation will be appreciated.

**CO5:** Understand the basic characteristics of Civil Engineering Materials and attain knowledge on prefabricated technology.

#### CO-PO/PSO Mapping:

CO	PO1	PO2	PO3	PO4	PO5	PO6	PO7	PO8	PO9	PO10	PO11	PO12	PSO1	PSO2	PSO3
CO1															
CO2															
CO3															
CO4															
CO5															

#### UNIT I: Basics of Civil Engineering:

Role of Civil Engineers in Society- Various Disciplines of Civil Engineering- Structural Engineering- Geo-technical Engineering- Transportation Engineering.

Hydraulics and Water Resources Engineering - Environmental Engineering-Scope of each discipline - Building Construction and Planning- Construction Materials-Cement - Aggregate - Bricks- Cement concrete- Steel. Introduction to Prefabricated construction Techniques.

#### UNIT II: Surveying:

Objectives of Surveying- Horizontal Measurements- Angular Measurements- Introduction to Bearings Levelling instruments used for levelling -Simple problems on levelling and bearings- Contour mapping.

**UNIT III: Transportation Engineering**

Importance of Transportation in Nation's economic development- Types of Highway Pavements- Flexible Pavements and Rigid Pavements - Simple Differences. Basics of Harbour, Tunnel, Airport, and Railway Engineering.

**Water Resources and Environmental Engineering:** Introduction, Sources of water- Quality of water- Specifications- Introduction to Hydrology–Rainwater Harvesting-Water Storage and Conveyance Structures (Simple introduction to Dams and Reservoirs).

**Textbooks:**

1. Basic Civil Engineering, M.S.Palanisamy, , Tata McGraw Hill publications (India) Pvt. Ltd. Fourth Edition.
2. Introduction to Civil Engineering, S.S. Bhavikatti, New Age International Publishers. 2022. First Edition.
3. Basic Civil Engineering, Satheesh Gopi, Pearson Publications, 2009, First Edition.

**Reference Books:**

1. Surveying, Vol- I and Vol-II, S.K. Duggal, Tata McGraw Hill Publishers 2019. Fifth Edition.
2. Hydrology and Water Resources Engineering, Santosh Kumar Garg, Khanna Publishers, Delhi. 2016
3. Irrigation Engineering and Hydraulic Structures - Santosh Kumar Garg, Khanna Publishers, Delhi 2023. 38th Edition.
4. Highway Engineering, S.K.Khanna, C.E.G. Justo and Veeraraghavan, Nemchand and Brothers Publications 2019. 10th Edition.
5. Indian Standard DRINKING WATER — SPECIFICATION IS 10500-2012.

**PART B: BASIC MECHANICAL ENGINEERING**

**Course Objectives:** The students after completing the course are expected to

- Get familiarized with the scope and importance of Mechanical Engineering in different sectors and industries.
- Explain different engineering materials and different manufacturing processes.
- Provide an overview of different thermal and mechanical transmission systems and introduce basics of robotics and its applications.

**Course Outcomes:** On completion of the course, the student should be able to

**CO1:** Understand the different manufacturing processes.

**CO2:** Explain the basics of thermal engineering and its applications.

**CO3:** Describe the working of different mechanical power transmission systems and power plants.

**CO4:** Describe the basics of robotics and its applications.

**CO-PO/PSO Mapping:**

CO	PO1	PO2	PO3	PO4	PO5	PO6	PO7	PO8	PO9	PO10	PO11	PO12	PSO1	PSO2	PSO3
CO1															
CO2															
CO3															
CO4															
CO5															

**UNIT I: Introduction to Mechanical Engineering:**

Role of Mechanical Engineering in Industries and Society- Technologies in different sectors such as Energy, Manufacturing, Automotive, Aerospace, and Marine sectors.

Engineering Materials - Metals-Ferrous and Non-ferrous, Ceramics, Composites, Smart materials.

**UNIT II: Manufacturing Processes:**

Principles of Casting, Forming, joining processes, Machining, Introduction to CNC machines, 3D printing, and Smart manufacturing.

**Thermal Engineering** – Working principle of Boilers, Otto cycle, Diesel cycle, Refrigeration and air-conditioning cycles, IC engines, 2-Stroke and 4-Stroke engines, SI/CI Engines, Components of Electric and Hybrid Vehicles.

**UNIT III: Power plants**

Working principle of Steam, Diesel, Hydro, Nuclear power plants. Mechanical Power Transmission - Belt Drives, Chain, Rope drives, Gear Drives and their applications.

Introduction to Robotics - Joints & links, configurations, and applications of robotics.

(Note: The subject covers only the basic principles of Civil and Mechanical Engineering systems. The evaluation shall be intended to test only the fundamentals of the subject.)

**Textbooks:**

1. Internal Combustion Engines by V.Ganesan, By Tata McGraw Hill publications (India) Pvt. Ltd.
2. A text book of Theory of Machines by S.S. Rattan, Tata McGraw Hill Publications, (India) Pvt. Ltd.
3. An introduction to Mechanical Engg by Jonathan Wicker and Kemper Lewis, Cengage learning India Pvt. Ltd.

**Reference Books:**

1. G. Shanmugam and M.S.Palanisamy, Basic Civil and the Mechanical Engineering, Tata McGraw Hill publications (India) Pvt. Ltd.
2. Thermal Engineering by Mahesh M Rathore Tata McGraw Hill publications (India) Pvt. Ltd.
3. 3D printing & Additive Manufacturing Technology- L. Jyothish Kumar, Pulak M Pandey, Springer publications
4. Appuu Kuttan KK, Robotics, I.K. International Publishing House Pvt. Ltd. Volume-I

Course Category & Code	ENGINEERING WORKSHOP	L	T	P	C
Engineering Science	Common to All branches of Engineering	0	0	3	1.5

**Course Objectives:**

To familiarize students with wood working, sheet metal operations, fitting, electrical house wiring skills, and basic repairs of two-wheeler vehicle.

**Course Outcomes:**

CO1: Identify workshop tools and their operational capabilities.

CO2: Practice on manufacturing of components using workshop trades including fitting, carpentry, foundry and welding.

CO3: Apply fitting operations in various applications.

CO4: Apply basic electrical engineering knowledge for House Wiring Practice

**CO-PO/PSO Mapping:**

CO	PO1	PO2	PO3	PO4	PO5	PO6	PO7	PO8	PO9	PO10	PO11	PO12	PSO1	PSO2	PSO3
CO1															
CO2															
CO3															
CO4															
CO5															

**SYLLABUS**

- Demonstration:** Safety practices and precautions to be observed in workshop.
- Wood Working:** Familiarity with different types of woods and tools used in wood working and make following joints.
  - Half – Lap joint
  - Mortise and Tenon joint
  - Corner Dovetail joint or Bridle joint
- Sheet Metal Working:** Familiarity with different types of tools used in sheet metal working, Developments of following sheet metal job from GI sheets.
  - Tapered tray
  - Conical funnel
  - Elbow pipe
  - Brazing
- Fitting:** Familiarity with different types of tools used in fitting and do the following fitting exercises.
  - V-fit
  - Dovetail fit
  - Semi-circular fit
  - Bicycle tire puncture and change of two-wheeler tyre
- Electrical Wiring:** Familiarity with different types of basic electrical circuits and make the following connections.
  - Parallel and series
  - Two-way switch
  - Godown lighting
  - Tube light
  - Three phase motor
  - Soldering of wires
- Foundry Trade:** Demonstration and practice on Moulding tools and processes, Preparation of Green Sand Moulds for given Patterns.
- Welding Shop:** Demonstration and practice on Arc Welding and Gas welding. Preparation of Lap joint and Butt joint.
- Plumbing:** Demonstration and practice of Plumbing tools, Preparation of Pipe joints with coupling for same diameter and with reducer for different diameters.
- Basic repairs of Two-wheeler vehicle** – Demonstration of working of two-wheeler vehicle and its repairs.

**Textbooks:**

1. Basic Workshop Technology: Manufacturing Process, Felix W.; Independently Published, 2019. Workshop Processes, Practices and Materials; Bruce J. Black, Routledge publishers, 5th Edn. 2015.
2. A Course in Workshop Technology Vol I. & II, B.S. Raghuwanshi, Dhanpath Rai & Co., 2015 & 2017.

**Reference Books:**

1. Elements of Workshop Technology, Vol. I by S. K. Hajra Choudhury & Others, Media Promoters and Publishers, Mumbai. 2007, 14th edition
2. Workshop Practice by H. S. Bawa, Tata-McGraw Hill, 2004.
3. Wiring Estimating, Costing and Contracting; Soni P.M. & Upadhyay P.A.; Atul Prakashan, 2021-22.



Course Category & Code	BASIC ELECTRICAL & ELECTRONICS ENGINEERING	L	T	P	C
Engineering Science	Common to All branches of Engineering	3	0	0	3

### PART A: BASIC ELECTRICAL ENGINEERING

#### Course Objectives

To expose to the field of Electrical & Electronics Engineering, laws and principles of Electrical/Electronic Engineering and to acquire fundamental knowledge in the relevant field.

**Course Outcomes:** After the completion of the course students will be able to

- CO1.** Describe fundamental laws, operating principles of motors/generators, MC/ MI instruments (L2)
- CO2.** Demonstrate the working of electrical machines, measuring instruments and power generation stations. (L2)
- CO3.** Apply mathematical tools and fundamental concepts to derive various equations related to electrical circuits and machines. (L3)
- CO4.** Calculate electrical load and electricity bill of residential and commercial buildings. (L4)

#### CO-PO/PSO Mapping:

CO	PO1	PO2	PO3	PO4	PO5	PO6	PO7	PO8	PO9	PO10	PO11	PO12	PSO1	PSO2	PSO3
CO1															
CO2															
CO3															
CO4															
CO5															

#### UNIT I: DC & AC Circuits

**DC Circuits:** Electrical circuit elements (R, L and C), Ohm's Law and its limitations, KCL & KVL, series, parallel, series-parallel circuits, Super Position theorem, Simple numerical problems.

**AC Circuits:** A.C. Fundamentals: Equation of AC Voltage and current, waveform, time period, frequency, amplitude, phase, phase difference, average value, RMS value, form factor, peak factor, Voltage and current relationship with phasor diagrams in R, L, and C circuits, Concept of Impedance, Active power, reactive power and apparent power, Concept of power factor (Simple Numerical problems).

#### UNIT II: Machines and Measuring Instruments

**Machines:** Construction, principle and operation of (i) DC Motor, (ii) DC Generator, (iii) Single Phase Transformer, (iv) Three Phase Induction Motor and (v) Alternator, Applications of electrical machines.

**Measuring Instruments:** Construction and working principle of Permanent Magnet Moving Coil (PMMC), Moving Iron (MI) Instruments and Wheat Stone bridge.

#### UNIT III: Energy Resources, Electricity Bill & Safety Measures

**Energy Resources:** Conventional and non-conventional energy resources; Layout and operation of various Power Generation systems: Hydel, Nuclear, Solar & Wind power generation.

**Electricity bill:** Power rating of household appliances including air conditioners, PCs, Laptops, Printers, etc. Definition of “unit” used for consumption of electrical energy, two-part electricity tariff, calculation of electricity bill for domestic consumers.

**Equipment Safety Measures:** Working principle of Fuse and Miniature circuit breaker (MCB), merits and demerits. Personal safety measures: Electric Shock, Earthing and its types, Safety Precautions to avoid shock.

**Textbooks:**

1. Basic Electrical Engineering, D. C. Kulshreshtha, Tata McGraw Hill, 2019, First Edition
2. Power System Engineering, P.V. Gupta, M.L. Soni, U.S. Bhatnagar and A. Chakrabarti, Dhanpat Rai & Co, 2013
3. Fundamentals of Electrical Engineering, Rajendra Prasad, PHI publishers, 2014, Third Edition

**Reference Books:**

1. Basic Electrical Engineering, D. P. Kothari and I. J. Nagrath, Mc Graw Hill, 2019, Fourth Edition
2. Principles of Power Systems, V.K. Mehtha, S.Chand Technical Publishers, 2020
3. Basic Electrical Engineering, T. K. Nagsarkar and M. S. Sukhija, Oxford University Press, 2017
4. Basic Electrical and Electronics Engineering, S. K. Bhattacharya, Person Publications, 2018, Second Edition.

**Web Resources:**

1. <https://nptel.ac.in/courses/108105053>
2. <https://nptel.ac.in/courses/108108076>

## PART B: BASIC ELECTRONICS ENGINEERING

**Course Objectives:**

To teach the fundamentals of semiconductor devices and its applications, principles of digital electronics.

**CO-PO/PSO Mapping:**

CO	PO1	PO2	PO3	PO4	PO5	PO6	PO7	PO8	PO9	PO10	PO11	PO12	PSO1	PSO2	PSO3
CO1															
CO2															
CO3															
CO4															
CO5															

**UNIT I: SEMICONDUCTOR DEVICES**

Introduction - Evolution of electronics – Vacuum tubes to nano electronics - Characteristics of PN Junction Diode — Zener Effect — Zener Diode and its Characteristics. Bipolar Junction Transistor — CB, CE, CC Configurations and Characteristics — Elementary Treatment of Small Signal CE Amplifier.

**UNIT II: BASIC ELECTRONIC CIRCUITS AND INSTRUMENTATION**

Rectifiers and power supplies: Block diagram description of a dc power supply, working of a full wave bridge rectifier, capacitor filter (no analysis), working of simple zener voltage regulator. Amplifiers: Block diagram of Public Address system, Circuit diagram and working of common emitter (RC coupled) amplifier with its frequency response. Electronic Instrumentation: Block diagram of an electronic instrumentation system.

**UNIT III: DIGITAL ELECTRONICS**

Overview of Number Systems, Logic gates including Universal Gates, BCD codes, Excess-3 code, Gray code, Hamming code. Boolean Algebra, Basic Theorems and properties of Boolean Algebra, Truth Tables and Functionality of Logic Gates – NOT, OR, AND, NOR, NAND, XOR and XNOR. Simple combinational circuits–Half and Full Adders. Introduction to sequential circuits, Flip flops, Registers and counters (Elementary Treatment only)

**Textbooks:**

1. R. L. Boylestad & Louis Nashlesky, Electronic Devices & Circuit Theory, Pearson Education, 2021.
2. R. P. Jain, Modern Digital Electronics, 4th Edition, Tata Mc Graw Hill, 2009

**Reference Books:**

1. R. S. Sedha, A Textbook of Electronic Devices and Circuits, S. Chand & Co, 2010.
2. Santiram Kal, Basic Electronics- Devices, Circuits and IT Fundamentals, Prentice Hall, India, 2002.
3. R. T. Paynter, Introductory Electronic Devices & Circuits – Conventional Flow Version, Pearson Education, 2009.

**End examination pattern:**

- i) Question paper shall be in two parts viz., Part A and Part B with equal weightage of 35 marks each.
- ii) In each part, question 1 shall contain 5 compulsory short answer questions for a total of 5 marks such that each question carries 1 mark.
- iii) In each part, questions from 2 to 4, there shall be either/or type questions of 10 marks each. Student shall answer any one of them.
- iv) The questions from 2 to 4 shall be set by covering one unit of the syllabus for each question.

Course Category & Code	ELECTRICAL & ELECTRONICS ENGINEERING WORKSHOP	L	T	P	C
Engineering Science	Common to All branches of Engineering	0	0	3	1.5

**Course Objectives:**

To impart knowledge on the fundamental laws & theorems of electrical circuits, functions of electrical machines and energy calculations.

**Course Outcomes:**

After completion of this course, the student will be able to

**CO1.** Measure voltage, current and power in an electrical circuit. (L3)

**CO2.** Measure of Resistance using Wheat stone bridge (L4)

**CO3.** Discover critical field resistance and critical speed of DC shunt generators. (L4)

**CO4.** Investigate the effect of reactive power and power factor in electrical loads. (L5)

**CO-PO/PSO Mapping:**

CO	PO1	PO2	PO3	PO4	PO5	PO6	PO7	PO8	PO9	PO10	PO11	PO12	PSO1	PSO2	PSO3
CO1															
CO2															
CO3															
CO4															
CO5															

**Activities:**

1. Familiarization of commonly used Electrical & Electronic Workshop Tools: Bread board, Solder, cables, relays, switches, connectors, fuses, Cutter, plier, screwdriver set, wire stripper, flux, knife/blade, soldering iron, de-soldering pump etc.
  - Provide some exercises so that hardware tools and instruments are learned to be used by the students.
2. Familiarization of Measuring Instruments like Voltmeters, Ammeters, multimeter, LCR-Q meter, Power Supplies, CRO, DSO, Function Generator, Frequency counter.
  - Provide some exercises so that measuring instruments are learned to be used by the students.
3. Components:
  - Familiarization/Identification of components (Resistors, Capacitors, Inductors, Diodes, transistors, IC's etc.) – Functionality, type, size, colour coding package, symbol, cost etc.
  - Testing of components like Resistor, Capacitor, Diode, Transistor, ICs etc. - Compare values of components like resistors, inductors, capacitors etc with the measured values by using instruments.

**PART A: ELECTRICAL ENGINEERING LAB****List of experiments:**

1. Verification of KCL and KVL
2. Verification of Superposition theorem

3. Measurement of Resistance using Wheat stone bridge
4. Magnetization Characteristics of DC shunt Generator
5. Measurement of Power and Power factor using Single-phase wattmeter
6. Measurement of Earth Resistance using Megger
7. Calculation of Electrical Energy for Domestic Premises

**Reference Books:**

1. Basic Electrical Engineering, D. C. Kulshreshtha, Tata McGraw Hill, 2019, First Edition
2. Power System Engineering, P.V. Gupta, M.L. Soni, U.S. Bhatnagar and A. Chakrabarti, Dhanpat Rai & Co, 2013
3. Fundamentals of Electrical Engineering, Rajendra Prasad, PHI publishers, 2014, Third Edition

**Note:** Minimum Six Experiments to be performed.

## PART B: ELECTRONICS ENGINEERING LAB

**Course Objectives:**

To impart knowledge on the principles of digital electronics and fundamentals of electron devices & its applications.

**Course Outcomes:** At the end of the course, the student will be able to

**CO1:** Identify & testing of various electronic components.

**CO2:** Understand the usage of electronic measuring instruments.

**CO3:** Plot and discuss the characteristics of various electron devices.

**CO4:** Explain the operation of a digital circuit.

**CO-PO/PSO Mapping:**

CO	PO1	PO2	PO3	PO4	PO5	PO6	PO7	PO8	PO9	PO10	PO11	PO12	PSO1	PSO2	PSO3
CO1															
CO2															
CO3															
CO4															
CO5															

**List of Experiments:**

1. Plot V-I characteristics of PN Junction diode A) Forward bias B) Reverse bias.
2. Plot V – I characteristics of Zener Diode and its application as voltage Regulator.
3. Implementation of half wave and full wave rectifiers
4. Plot Input & Output characteristics of BJT in CE and CB configurations
5. Frequency response of CE amplifier.
6. Simulation of RC coupled amplifier with the design supplied
7. Verification of Truth Table of AND, OR, NOT, NAND, NOR, Ex-OR, Ex-NOR gates using ICs.

Course Category & Code	IT WORKSHOP	L	T	P	C
Engineering Science	Common to All branches of Engineering	0	0	2	1

**Course Objectives:**

- To introduce the internal parts of a computer, peripherals, I/O ports, connecting cables
- To demonstrate configuring the system as Dual boot both Windows and other Operating Systems Viz. Linux, BOSS
- To teach basic command line interface commands on Linux.
- To teach the usage of Internet for productivity and self-paced life-long learning
- To introduce Compression, Multimedia and Antivirus tools and Office Tools such as Word processors, Spread sheets and Presentation tools.

**Course Outcomes:**

**CO1:** Perform Hardware troubleshooting.

**CO2:** Understand Hardware components and inter dependencies.

**CO3:** Safeguard computer systems from viruses/worms.

**CO4:** Document/ Presentation preparation.

**CO5:** Perform calculations using spreadsheets.

**CO-PO/PSO Mapping:**

CO	PO1	PO2	PO3	PO4	PO5	PO6	PO7	PO8	PO9	PO10	PO11	PO12	PSO1	PSO2	PSO3
CO1															
CO2															
CO3															
CO4															
CO5															

**PC Hardware & Software Installation**

**Task 1:** Identify the peripherals of a computer, components in a CPU and its functions. Draw the block diagram of the CPU along with the configuration of each peripheral and submit to your instructor.

**Task 2:** Every student should disassemble and assemble the PC back to working condition. Lab instructors should verify the work and follow it up with a Viva. Also students need to go through the video which shows the process of assembling a PC. A video would be given as part of the course content.

**Task 3:** Every student should individually install MS windows on the personal computer. Lab instructor should verify the installation and follow it up with a Viva.

**Task 4:** Every student should install Linux on the computer. This computer should have windows installed. The system should be configured as dual boot (VMWare) with both Windows and Linux. Lab instructors should verify the installation and follow it up with a Viva

**Task 5:** Every student should install BOSS on the computer. The system should be configured as dual boot (VMWare) with both Windows and BOSS. Lab instructors should verify the installation and follow it up with a Viva

## Internet & World Wide Web

**Task1:** Orientation & Connectivity Boot Camp: Students should get connected to their Local Area Network and access the Internet. In the process they configure the TCP/IP setting. Finally students should demonstrate, to the instructor, how to access the websites and email. If there is no internet connectivity preparations need to be made by the instructors to simulate the WWW on the LAN.

**Task 2:** Web Browsers, Surfing the Web: Students customize their web browsers with the LAN proxy settings, bookmarks, search toolbars and pop up blockers. Also, plug-ins like Macromedia Flash and JRE for applets should be configured.

**Task 3:** Search Engines & Netiquette: Students should know what search engines are and how to use the search engines. A few topics would be given to the students for which they need to search on Google. This should be demonstrated to the instructors by the student.

**Task 4:** Cyber Hygiene: Students would be exposed to the various threats on the internet and would be asked to configure their computer to be safe on the internet. They need to customize their browsers to block pop ups, block active x downloads to avoid viruses and/or worms.

## LaTeX and WORD

**Task 1 – Word Orientation:** The mentor needs to give an overview of La TeX and Microsoft (MS) office or equivalent (FOSS) tool word: Importance of La TeX and MS office or equivalent (FOSS) tool Word as word Processors, Details of the four tasks and features that would be covered in each, Using La TeXand word – Accessing, overview of toolbars, saving files, Using help and resources, rulers, format painter in word.

**Task 2:** Using La TeX and Word to create a project certificate. Features to be covered:- Formatting Fonts in word, Drop Cap in word, Applying Text effects, Using Character Spacing, Borders and Colors, Inserting Header and Footer, Using Date and Time option in both La TeX and Word.

**Task 3:** Creating project abstract Features to be covered:-Formatting Styles, Inserting table, Bullets and Numbering, Changing Text Direction, Cell alignment, Footnote, Hyperlink, Symbols, Spell Check, Track Changes.

**Task 4:** Creating a Newsletter: Features to be covered:- Table of Content, Newspaper columns, Images from files and clipart, Drawing toolbar and Word Art, Formatting Images, Textboxes, Paragraphs and Mail Merge in word.

## EXCEL

**Excel Orientation:** The mentor needs to tell the importance of MS office or equivalent (FOSS) tool Excel as a Spreadsheet tool, give the details of the four tasks and features that would be covered in each. Using Excel – Accessing, overview of toolbars, saving excel files, Using help and resources.

**Task 1:** Creating a Scheduler - Features to be covered: Gridlines, Format Cells, Summation, auto fill, Formatting Text

**Task 2:** Calculating GPA -. Features to be covered:- Cell Referencing, Formulae in excel – average, std. deviation, Charts, Renaming and Inserting worksheets, Hyper linking, Count function,



## LOOKUP/VLOOKUP

**Task 3:** Split cells, freeze panes, group and outline, Sorting, Boolean and logical operators, Conditional formatting

## POWER POINT

**Task 1:** Students will be working on basic power point utilities and tools which help them create basic power point presentations. PPT Orientation, Slide Layouts, Inserting Text, Word Art, Formatting Text, Bullets and Numbering, Auto Shapes, Lines and Arrows in PowerPoint.

**Task 2:** Interactive presentations - Hyperlinks, Inserting –Images, Clip Art, Audio, Video, Objects, Tables and Charts.

**Task 3:** Master Layouts (slide, template, and notes), Types of views (basic, presentation, slide slotter, notes etc), and Inserting – Background, textures, Design Templates, Hidden slides.

## AI Tools – ChatGPT

**Task 1:** Prompt Engineering: Experiment with different types of prompts to see how the model responds. Try asking questions, starting conversations, or even providing incomplete sentences to see how the model completes them.

- Ex: Prompt: "You are a knowledgeable AI. Please answer the following question: What is the capital of France?"

**Task 2:** Creative Writing: Use the model as a writing assistant. Provide the beginning of a story or a description of a scene, and let the model generate the rest of the content. This can be a fun way to brainstorm creative ideas

- Ex: Prompt: "In a world where gravity suddenly stopped working, people started floating upwards. Write a story about how society adapted to this new reality."

**Task 3:** Language Translation: Experiment with translation tasks by providing a sentence in one language and asking the model to translate it into another language. Compare the output to see how accurate and fluent the translations are.

- Ex: Prompt: "Translate the following English sentence to French: 'Hello, how are you doing today?'"

## Reference Books:

1. Comdex Information Technology course tool kit, Vikas Gupta, WILEY Dream tech, 2003
2. The Complete Computer upgrade and repair book, Cheryl A Schmidt, WILEY Dream tech, 2013, 3rd edition
3. Introduction to Information Technology, ITL Education Solutions limited, Pearson Education, 2012, 2nd edition
4. PC Hardware - A Handbook, Kate J. Chase, PHI (Microsoft)
5. LaTeX Companion, Leslie Lamport, PHI/Pearson.
6. IT Essentials PC Hardware and Software Companion Guide, David Anfinson and Ken Quamme. – CISCO Press, Pearson Education, 3rd edition
7. IT Essentials PC Hardware and Software Labs and Study Guide, Patrick Regan– CISCO Press, Pearson Education, 3rd edition



Course Category & Code	ENGINEERING GRAPHICS	L	T	P	C
Engineering Science	Common to All branches of Engineering	1	0	4	3

**Course Objectives:**

- To enable the students with various concepts like dimensioning, conventions and standards related to Engineering Drawing
- To impart knowledge on the projection of points, lines and plane surfaces
- To improve the visualization skills for better understanding of projection of solids
- To develop the imaginative skills of the students required to understand Section of solids and Developments of surfaces.
- To make the students understand the viewing perception of a solid object in Isometric and Perspective projections.

**Course Outcomes:**

CO1: Understand the principles of engineering drawing, including engineering curves, scales, orthographic and isometric projections.

CO2: Draw and interpret orthographic projections of points, lines, planes and solids in front, top and side views.

CO3: Understand and draw projection of solids in various positions in first quadrant. CO4: Explain principles behind development of surfaces.

CO5: Prepare isometric and perspective sections of simple solids.

**CO-PO/PSO Mapping:**

CO	PO1	PO2	PO3	PO4	PO5	PO6	PO7	PO8	PO9	PO10	PO11	PO12	PSO1	PSO2	PSO3
CO1															
CO2															
CO3															
CO4															
CO5															

**UNIT I**

**Introduction:** Lines, Lettering and Dimensioning, Geometrical Constructions and Constructing regular polygons by general methods.

**Curves:** construction of ellipse, parabola and hyperbola by general, Cycloids, Involute, Normal and tangent to Curves.

**Scales:** Plain scales, diagonal scales and vernier scales.

**UNIT II**

**Orthographic Projections:** Reference plane, importance of reference lines or Plane, Projections of a point situated in any one of the four quadrants.

**Projections of Straight Lines:** Projections of straight lines parallel to both reference planes, perpendicular to one reference plane and parallel to other reference plane, inclined to one reference plane and parallel to the other reference plane. Projections of Straight Line Inclined to both the reference planes

**Projections of Planes:** regular planes Perpendicular to both reference planes, parallel to one reference plane and inclined to the other reference plane; plane inclined to both the reference planes.

### UNIT III

**Projections of Solids:** Types of solids: Polyhedra and Solids of revolution. Projections of solids in simple positions: Axis perpendicular to horizontal plane, Axis perpendicular to vertical plane and Axis parallel to both the reference planes, Projection of Solids with axis inclined to one reference plane and parallel to another plane.

### UNIT IV

**Sections of Solids:** Perpendicular and inclined section planes, Sectional views and True shape of section, Sections of solids in simple position only.

**Development of Surfaces:** Methods of Development: Parallel line development and radial line development. Development of a cube, prism, cylinder, pyramid and cone.

### UNIT V

**Conversion of Views:** Conversion of isometric views to orthographic views; Conversion of orthographic views to isometric views.

**Computer graphics:** Creating 2D&3D drawings of objects including PCB and Transformations using Auto CAD (*Not for end examination*).

### Textbook:

1. N. D. Bhatt, Engineering Drawing, Charotar Publishing House, 2016.

### Reference Books:

1. Engineering Drawing, K.L. Narayana and P. Kannaiah, Tata McGraw Hill, 2013.
2. Engineering Drawing, M.B.Shah and B.C. Rana, Pearson Education Inc, 2009.
3. Engineering Drawing with an Introduction to AutoCAD, Dhananjay Jolhe, Tata McGraw Hill, 2017.

Course Category & Code	INTRODUCTION TO PROGRAMMING	L	T	P	C
Engineering Science	Common to All branches of Engineering	3	0	0	3

**Course Objectives:**

- To introduce students to the fundamentals of computer programming.
- To provide hands-on experience with coding and debugging.
- To foster logical thinking and problem-solving skills using programming.
- To familiarize students with programming concepts such as data types, control structures, functions, and arrays.
- To encourage collaborative learning and teamwork in coding projects.

**Course Outcomes:** A student after completion of the course will be able to

**CO1:** Understand basics of computers, the concept of algorithm and algorithmic thinking.

**CO2:** Analyse a problem and develop an algorithm to solve it.

**CO3:** Implement various algorithms using the C programming language.

**CO4:** Understand more advanced features of C language.

**CO5:** Develop problem-solving skills and the ability to debug and optimize the code.

**CO-PO/PSO Mapping:**

CO	PO1	PO2	PO3	PO4	PO5	PO6	PO7	PO8	PO9	PO10	PO11	PO12	PSO1	PSO2	PSO3
CO1															
CO2															
CO3															
CO4															
CO5															

**UNIT I: Introduction to Programming and Problem Solving**

History of Computers, Basic organization of a computer: ALU, input-output units, memory, program counter, Introduction to Programming Languages, Basics of a Computer Program- Algorithms, flowcharts (Using Dia Tool), pseudo code. Introduction to Compilation and Execution, Primitive Data Types, Variables, and Constants, Basic Input and Output, Operations, Type Conversion, and Casting.

Problem solving techniques: Algorithmic approach, characteristics of algorithm, Problem solving strategies: Top-down approach, Bottom-up approach, Time and space complexities of algorithms.

**UNIT II: Control Structures**

Simple sequential programs Conditional Statements (if, if-else, switch), Loops (for, while, do-while) Break and Continue.

**UNIT III: Arrays and Strings**

Arrays indexing, memory model, programs with array of integers, two dimensional arrays, Introduction to Strings.

**UNIT IV: Pointers & User Defined Data types**

Pointers, dereferencing and address operators, pointer and address arithmetic, array manipulation using pointers, User-defined data types-Structures and Unions.

**UNIT V: Functions & File Handling**

Introduction to Functions, Function Declaration and Definition, Function call Return Types and Arguments, modifying parameters inside functions using pointers, arrays as parameters. Scope and Lifetime of Variables, Basics of File Handling

**Note:** The syllabus is designed with C Language as the fundamental language of implementation.

**Textbooks:**

1. "The C Programming Language", Brian W. Kernighan and Dennis M. Ritchie, Prentice- Hall, 1988
2. Schaum's Outline of Programming with C, Byron S Gottfried, McGraw-Hill Education, 1996

**Reference Books:**

1. Computing fundamentals and C Programming, Balagurusamy, E., McGraw-Hill Education, 2008.
2. Programming in C, Rema Theraja, Oxford, 2016, 2nd edition
3. C Programming, A Problem Solving Approach, Forouzan, Gilberg, Prasad, CENGAGE, 3rd edition

Course Category & Code	COMPUTER PROGRAMMING LAB	L	T	P	C
Engineering Science	Common to All branches of Engineering	0	0	3	1.5

**Course Objectives:**

The course aims to give students hands – on experience and train them on the concepts of the C-programming language.

**Course Outcomes:**

**CO1:** Read, understand, and trace the execution of programs written in C language.

**CO2:** Select the right control structure for solving the problem.

**CO3:** Develop C programs which utilize memory efficiently using programming constructs like pointers.

**CO4:** Develop, Debug and Execute programs to demonstrate the applications of arrays, functions, basic concepts of pointers in C.

**UNIT I: WEEK 1**

**Objective:** Getting familiar with the programming environment on the computer and writing the first program.

**Suggested Experiments/Activities:**

**Tutorial 1:** Problem-solving using Computers.

**Lab1:** Familiarization with programming environment

- Basic Linux environment and its editors like Vi, Vim & Emacs etc.
- Exposure to Turbo C, gcc
- Writing simple programs using printf(), scanf()

**WEEK 2**

**Objective:** Getting familiar with how to formally describe a solution to a problem in a series of finite steps both using textual notation and graphic notation.

**Suggested Experiments /Activities:**

**Tutorial 2:** Problem-solving using Algorithms and Flow charts.

**Lab 1:** Converting algorithms/flow charts into C Source code.

Developing the algorithms/flowcharts for the following sample programs

- Sum and average of 3 numbers
- Conversion of Fahrenheit to Celsius and vice versa
- Simple interest calculation

**WEEK 3**

**Objective:** Learn how to define variables with the desired data-type, initialize them with appropriate values and how arithmetic operators can be used with variables and constants.

**Suggested Experiments/Activities:**

**Tutorial 3:** Variable types and type conversions:

**Lab 3:** Simple computational problems using arithmetic expressions.

- Finding the square root of a given number
- Finding compound interest
- Area of a triangle using heron's formulae
- Distance travelled by an object

**UNIT II WEEK 4**

**Objective:** Explore the full scope of expressions, type-compatibility of variables & constants and operators used in the expression and how operator precedence works.

**Suggested Experiments/Activities:****Tutorial4:** Operators and the precedence and as associativity:**Lab4:** Simple computational problems using the operator' precedence and associativity

i) Evaluate the following expressions.

a.  $A+B*C+(D*E) + F*G$

b.  $A/B*C-B+A*D/3$

c.  $A+++B---A$

d.  $J= (i++) + (++i)$

ii) Find the maximum of three numbers using conditional operator

iii) Take marks of 5 subjects in integers, and find the total, average in float

**WEEK 5****Objective:** Explore the full scope of different variants of “if construct” namely if-else, null- else, if-else if\*-else, switch and nested-if including in what scenario each one of them can be used and how to use them. Explore all relational and logical operators while writing conditionals for “if construct”.**Suggested Experiments/Activities:****Tutorial 5:** Branching and logical expressions:**Lab 5:** Problems involving if-then-else structures.

i) Write a C program to find the max and min of four numbers using if-else.

ii) Write a C program to generate electricity bill.

iii) Find the roots of the quadratic equation.

iv) Write a C program to simulate a calculator using switch case.

v) Write a C program to find the given year is a leap year or not.

**WEEK 6****Objective:** Explore the full scope of iterative constructs namely while loop, do-while loop and for loop in addition to structured jump constructs like break and continue including when each of these statements is more appropriate to use.**Suggested Experiments/Activities:****Tutorial 6:** Loops, while and for loops**Lab 6:** Iterative problems e.g., the sum of series

i) Find the factorial of given number using any loop.

ii) Find the given number is a prime or not.

iii) Compute sine and cos series

iv) Checking a number palindrome

v) Construct a pyramid of numbers.

**UNIT III WEEK 7:****Objective:** Explore the full scope of Arrays construct namely defining and initializing 1-D and 2-D and more generically n-D arrays and referencing individual array elements from the defined array. Using integer 1-D arrays, explore search solution linear search.**Suggested Experiments/Activities:****Tutorial 7:** 1 D Arrays: searching.**Lab 7:** 1D Array manipulation, linear search

i) Find the min and max of a 1-D integer array.

ii) Perform linear search on 1D array.

iii) The reverse of a 1D integer array

iv) Find 2's complement of the given binary number.

v) Eliminate duplicate elements in an array.

**WEEK 8:**

**Objective:** Explore the difference between other arrays and character arrays that can be used as Strings by using null character and get comfortable with string by doing experiments that will reverse a string and concatenate two strings. Explore sorting solution bubble sort using integer arrays.

**Suggested Experiments/Activities:**

**Tutorial 8:** 2 D arrays, sorting and Strings.

**Lab 8:** Matrix problems, String operations, Bubble sort

- i) Addition of two matrices
- ii) Multiplication two matrices
- iii) Sort array elements using bubble sort
- iv) Concatenate two strings without built-in functions
- v) Reverse a string using built-in and without built-in string functions

**UNIT IV WEEK 9:**

**Objective:** Explore pointers to manage a dynamic array of integers, including memory allocation & value initialization, resizing changing and reordering the contents of an array and memory de-allocation using malloc (), calloc (), realloc () and free () functions. Gain experience processing command-line arguments received by C

**Suggested Experiments/Activities:**

**Tutorial 9:** Pointers, structures and dynamic memory allocation

**Lab 9:** Pointers and structures, memory dereference.

- i) Write a C program to find the sum of a 1D array using malloc()
- ii) Write a C program to find the total, average of n students using structures
- iii) Enter n students data using calloc() and display failed students list
- iv) Read student name and marks from the command line and display the student details along with the total.
- v) Write a C program to implement realloc()

**WEEK 10:**

**Objective:** Experiment with C Structures, Unions, bit fields and self-referential structures (Singly linked lists) and nested structures

**Suggested Experiments/Activities:**

**Tutorial 10:** Bitfields, Self-Referential Structures, Linked lists

**Lab10 :** Bitfields, linked lists

Read and print a date using dd/mm/yyyy format using bit-fields and differentiate the same without using bit- fields

- i) Create and display a singly linked list using self-referential structure.
- ii) Demonstrate the differences between structures and unions using a C program.
- iii) Write a C program to shift/rotate using bitfields.
- iv) Write a C program to copy one structure variable to another structure of the same type.

**UNIT V WEEK 11:**

**Objective:** Explore the Functions, sub-routines, scope and extent of variables, doing some experiments by parameter passing using call by value. Basic methods of numerical integration

**Suggested Experiments/Activities:**

**Tutorial 11:** Functions, call by value, scope and extent,

**Lab 11:** Simple functions using call by value, solving differential equations using Eulers theorem.

- i) Write a C function to calculate NCR value.
- ii) Write a C function to find the length of a string.
- iii) Write a C function to transpose of a matrix.



- iv) Write a C function to demonstrate numerical integration of differential equations using Euler's method

**WEEK 12:**

**Objective:** Explore how recursive solutions can be programmed by writing recursive functions that can be invoked from the main by programming at-least five distinct problems that have naturally recursive solutions.

**Suggested Experiments/Activities:**

**Tutorial 12:** Recursion, the structure of recursive calls

**Lab 12:** Recursive functions

- i) Write a recursive function to generate Fibonacci series.
- ii) Write a recursive function to find the lcm of two numbers.
- iii) Write a recursive function to find the factorial of a number.
- iv) Write a C Program to implement Ackermann function using recursion.
- v) Write a recursive function to find the sum of series.

**WEEK 13:**

**Objective:** Explore the basic difference between normal and pointer variables, Arithmetic operations using pointers and passing variables to functions using pointers

**Suggested Experiments/Activities:**

**Tutorial 13:** Call by reference, dangling pointers

**Lab 13:** Simple functions using Call by reference, Dangling pointers.

- i) Write a C program to swap two numbers using call by reference.
- ii) Demonstrate Dangling pointer problem using a C program.
- iii) Write a C program to copy one string into another using pointer.
- iv) Write a C program to find no of lowercase, uppercase, digits and other characters using pointers.

**WEEK14:**

**Objective:** To understand data files and file handling with various file I/O functions. Explore the differences between text and binary files.

**Suggested Experiments/Activities:**

**Tutorial 14:** File handling

**Lab 14:** File operations

- i) Write a C program to write and read text into a file.
- ii) Write a C program to write and read text into a binary file using fread() and fwrite()
- iii) Copy the contents of one file to another file.
- iv) Write a C program to merge two files into the third file using command-line arguments.
- v) Find no. of lines, words and characters in a file
- vi) Write a C program to print last n characters of a given file.

**Textbooks:**

1. Ajay Mittal, Programming in C: A practical approach, Pearson.
2. Byron Gottfried, Schaum's Outline of Programming with C, McGraw Hill

**Reference Books:**

1. Brian W. Kernighan and Dennis M. Ritchie, The C Programming Language, Prentice- Hall of India
2. C Programming, A Problem-Solving Approach, Forouzan, Gilberg, Prasad, CENGAGE

Course Category & Code	ENGINEERING MECHANICS	L	T	P	C
Professional Core	Common to Civil, Mechanical Engineering & Allied branches	3	0	0	3

**Course Objectives:**

- To get familiarized with different types of force systems.
- To draw accurate free body diagrams representing forces and moments acting on a body to analyze the equilibrium of system of forces.
- To teach the basic principles of center of gravity, centroid and moment of inertia and determine them for different simple and composite bodies.
- To apply the Work-Energy method to particle motion.
- To understand the kinematics and kinetics of translational and rotational motion of rigid bodies.

**Course Outcomes:** On Completion of the course, the student should be able to

**CO1:** Understand the fundamental concepts in mechanics and determine the frictional forces for bodies in contact.

**CO2:** Analyze different force systems such as concurrent, coplanar and spatial systems and calculate their resultant forces and moments.

**CO3:** Calculate the centroids, center of gravity and moment of inertia of different geometrical shapes.

**CO4:** Apply the principles of work-energy and impulse-momentum to solve the problems of rectilinear and curvilinear motion of a particle.

**CO5:** Solve the problems involving the translational and rotational motion of rigid bodies.

**CO-PO/PSO Mapping:**

CO	PO1	PO2	PO3	PO4	PO5	PO6	PO7	PO8	PO9	PO10	PO11	PO12	PSO1	PSO2	PSO3
CO1															
CO2															
CO3															
CO4															
CO5															

**UNIT I: Introduction to Engineering Mechanics–** Basic Concepts. Scope and Applications

**Systems of Forces:** Coplanar Concurrent Forces– Components in Space–Resultant–Moment of Force and its Application –Couples and Resultant of Force Systems.

**Friction:** Introduction, limiting friction and impending motion, Coulomb's laws of dry friction, coefficient of friction, Cone of Static friction.

**UNIT II: Equilibrium of Systems of Forces:** Free Body Diagrams, Lami's Theorem, Equations of Equilibrium of Coplanar Systems, Graphical method for the equilibrium, Triangle law of forces, converse of the law of polygon of forces condition of equilibrium, Equations of

Equilibrium for Spatial System of forces, Numerical examples on spatial system of forces using vector approach, Analysis of plane trusses.

Principle of virtual work with simple examples

**UNIT III: Centroid:** Centroids of simple figures (from basic principles)–Centroids of Composite Figures. Centre of Gravity: Centre of gravity of simple body (from basic principles), Centre of gravity of composite bodies, Pappus theorems.

**Area Moments of Inertia:** Definition– Polar Moment of Inertia, Transfer Theorem, Moments of Inertia of Composite Figures, Products of Inertia, Transfer Formula for Product of Inertia.

**Mass Moment of Inertia:** Moment of Inertia of Masses, Transfer Formula for Mass Moments of Inertia, Mass Moment of Inertia of composite bodies.

**UNIT IV: Rectilinear and Curvilinear motion of a particle:** Kinematics and Kinetics – D'Alembert's Principle - Work Energy method and applications to particle motion-Impulse Momentum method.

**UNIT V: Rigid body Motion:** Kinematics and Kinetics of translation, Rotation about fixed axis and plane motion, Work Energy method and Impulse Momentum method.

**Textbooks:**

1. Engineering Mechanics, S. Timoshenko, D. H. Young, J.V. Rao, S. Pati., , McGraw Hill Education 2017. 5th Edition.
2. Engineering Mechanics, P.C.Dumir- S.Sengupta and Srinivas V veeravalli , University press. 2020. First Edition.
3. A Textbook of Engineering Mechanics, S.S Bhavikatti. New age international publications 2018. 4th Edition.

**Reference Books:**

1. Engineering Mechanics, Statics and Dynamics, Rogers and M A. Nelson., McGraw Hill Education. 2017. First Edition.
2. Engineering Mechanics, Statics and Dynamics, I.H. Shames., PHI, 2002. 4th Edition.
3. Engineering Mechanics, Volume-I: Statics, Volume-II: Dynamics, J. L. Meriam and L. G. Kraige., John Wiley, 2008. 6th Edition.
4. Introduction to Statics and Dynamics, Basudev Battachatia, Oxford University Press, 2014. Second Edition
5. Engineering Mechanics: Statics and Dynamics, Hibbeler R.C., Pearson Education, Inc., New Delhi, 2022, 14th Edition

Course Category & Code	ENGINEERING MECHANICS & BUILDING PRACTICES LAB	L	T	P	C
Professional Core	Civil Engineering & allied branches	0	0	3	1.5

**Course Objectives:** The students completing the course are expected to

- Verify the Law of Parallelogram of Forces and Lami's theorem.
- Determine the coefficients of friction of Static and Rolling friction and Centre of gravity of different plane Lamina.
- Understand the layout of a building, concepts of Non-Destructive Testing and different Alternative Materials.

**Course Outcomes:** On completion of the course, the student should be able to:

**CO1:** Evaluate the coefficient of friction between two different surfaces and between the inclined plane and the roller.

**CO2:** Verify Law of Parallelogram of forces and Law of Moment using force polygon and bell crank lever.

**CO3:** Determine the Centre of gravity different configurations and

**CO4:** Understand the Quality Testing and Assessment Procedures and principles of Non-Destructive Testing.

**CO5:** Exposure to safety practices in the construction industry.

***Students have to perform any 10 of the following Experiments:***

1. To study various types of tools used in construction.
2. Forces in Pin Jointed Trusses
3. Experimental Proof of Lami's Theorem
4. Verification of Law of Parallelogram of Forces.
5. Determination of Center of Gravity of different shaped Plane Lamina.
6. Determination of coefficient of Static and Rolling Friction.
7. Verification of Law of Moment using Rotation Disc Apparatus and Bell Crank Lever
8. Study of Alternative Materials like M-sand, Fly ash, Sea Sand etc.
9. Field-Visit to understand the Quality Testing - report.
10. Safety Practices in Construction industry
11. Demonstration of Non-Destructive Testing - using Rebound Hammer & UPV
12. Study of Plumbing in buildings.

Course Category & Code	ENGINEERING MECHANICS LAB	L	T	P	C
Professional Core	Mechanical Engineering & allied branches	0	0	3	1.5

**Course Objectives:** The students completing the course are expected to:

- Verify the Law of Parallelogram and Triangle of Forces.
- Determine the coefficients of friction of Static and Rolling friction and Centre of gravity of different plane Lamina.
- Analyse the system of Pulleys and Moment of Inertia of Compound Pendulum and Flywheel.

**Course Outcomes:**

- CO1: Evaluate the coefficient of friction between two different surfaces and between the inclined plane and the roller.
- CO2: Verify Law of Polygon of forces and Law of Moment using force polygon and bell crank lever.
- CO3: Determine the Centre of gravity and Moment of Inertia of different configurations. CO4: Verify the equilibrium conditions of a rigid body under the action of different force systems.

***Students have to perform any 10 of the following Experiments:***

**List of Experiments:**

1. Verification of Law of Parallelogram of Forces.
2. Verification of Law of Triangle of Forces.
3. Verification of the Law of polygon for coplanar-concurrent forces acting on a particle in equilibrium and to find the value of unknown forces considering particle to be in equilibrium using universal force table.
4. Determination of coefficient of Static and Rolling Frictions
5. Determination of Centre of Gravity of different shaped Plane Lamina.
6. Verification of the conditions of equilibrium of a rigid body under the action of coplanar non-concurrent, parallel force system with the help of a simply supported beam.
7. Study of the systems of pulleys and draw the free body diagram of the system.
8. Determine the acceleration due to gravity using a compound pendulum.
9. Determine the Moment of Inertia of the compound pendulum about an axis perpendicular to the plane of oscillation and passing through its centre of mass.
10. Determine the Moment of Inertia of a Flywheel.
11. Verification of Law of Moment using Rotation Disc Apparatus and Bell Crank Lever.

**References:**

1. S. Timoshenko, D. H. Young, J.V. Rao, S. Pati., Engineering Mechanics, 5th Edition, McGraw Hill Education.
2. Hibbeler R.C., Engineering Mechanics: Statics and Dynamics, 14th Edition, Pearson Education, Inc., New Delhi, 2022

Course Category & Code	ELECTRICAL CIRCUIT ANALYSIS - I	L	T	P	C
Professional Core	ECE & Allied branches	3	0	0	3

**Course Objectives:**

To develop an understanding of the fundamental laws, elements of electrical circuits and to apply circuit analysis to DC and AC circuits.

**Course Outcomes:**

**CO1:** Remembering the basic electrical elements and different fundamental laws.

**CO2:** Understand the network reduction techniques, transformations, concept of self- inductance and mutual inductance, phasor diagrams, resonance and network theorems.

**CO3:** Apply the concepts to obtain various mathematical and graphical representations.

**CO4:** Analyse nodal and mesh networks, series and parallel circuits, steady state response, different circuit topologies (with R, L and C components).

**CO5:** Evaluation of Network theorems, electrical, magnetic and single-phase circuits.

**CO-PO/PSO Mapping:**

CO	PO1	PO2	PO3	PO4	PO5	PO6	PO7	PO8	PO9	PO10	PO11	PO12	PSO1	PSO2	PSO3
CO1															
CO2															
CO3															
CO4															
CO5															

**UNIT I: INTRODUCTION TO ELECTRICAL CIRCUITS**

Basic Concepts of passive elements of R, L, C and their V-I relations, Sources (dependent and independent), Kirchoff's laws, Network reduction techniques (series, parallel, series - parallel, star-to-delta and delta-to-star transformation), source transformation technique, nodal analysis and mesh analysis to DC networks with dependent and independent voltage and current sources, node and mesh analysis.

**UNIT II: MAGNETIC CIRCUITS**

Basic definition of MMF, flux and reluctance, analogy between electrical and magnetic circuits, Faraday's laws of electromagnetic induction – concept of self and mutual inductance, Dot convention – coefficient of coupling and composite magnetic circuit, analysis of series and parallel magnetic circuits.

**UNIT III: SINGLE PHASE CIRCUITS**

Characteristics of periodic functions, Average value, R.M.S. value, form factor, representation of a sine function, concept of phasor, phasor diagrams, node and mesh analysis. Steady state analysis of R, L and C circuits to sinusoidal excitations-response of pure resistance, inductance,

capacitance, series RL circuit, series RC circuit, series RLC circuit, parallel RL circuit, parallel RC circuit.

#### **UNIT IV: RESONANCE AND LOCUS DIAGRAMS**

Series Resonance: Characteristics of a series resonant circuit, Q-factor, selectivity and bandwidth, expression for half power frequencies; Parallel resonance: Q-factor, selectivity and bandwidth; Locus diagram: RL, RC, RLC with R, L and C variables.

#### **UNIT V: NETWORK THEOREMS (DC & AC EXCITATIONS)**

Superposition theorem, Thevenin's theorem, Norton's theorem, Maximum Power Transfer theorem, Reciprocity theorem, Millman's theorem and compensation theorem

##### **Textbooks:**

1. Engineering Circuits Analysis, Jack Kemmerly, William Hayt and Steven Durbin, Tata Mc Graw Hill Education, 2005, sixth edition.
2. Network Analysis, M. E. Van Valkenburg, Pearson Education, 2019, Revised Third Edition

##### **Reference Books:**

1. Fundamentals of Electrical Circuits, Charles K. Alexander and Mathew N.O. Sadiku, Mc Graw Hill Education (India), 2013, Fifth Edition
2. Electric Circuits (Schaum's outline Series), Mahmood Nahvi, Joseph Edminister, and K. Rao, Mc Graw Hill Education, 2017, Fifth Edition.
3. Electric Circuits, David A. Bell, Oxford University Press, 2009, Seventh Edition.
4. Introductory Circuit Analysis, Robert L Boylestad, Pearson Publications, 2023, Fourteenth Edition.
5. Circuit Theory: Analysis and Synthesis, A. Chakrabarti, Dhanpat Rai & Co., 2018, Seventh Revised Edition.

##### **Web Resources:**

1. [https://onlinecourses.nptel.ac.in/noc23\\_ee81/preview](https://onlinecourses.nptel.ac.in/noc23_ee81/preview)
2. <https://nptel.ac.in/courses/108104139>
3. <https://nptel.ac.in/courses/108106172>
4. <https://nptel.ac.in/courses/117106108>

Course Category & Code	ELECTRICAL CIRCUITS LAB	L	T	P	C
Professional Core	ECE & allied branches	0	0	3	1.5

**Course Objectives:**

To impart hands on experience in verification of circuit laws and theorems, measurement of circuit parameters, study of circuit characteristics. It also gives practical exposure to the usage of different circuits with different conditions.

**Course Outcomes:**

**CO1:** Understand the concepts of network theorems, node and mesh networks, series and parallel resonance and Locus diagrams.

**CO2:** Apply various theorems to compare practical results obtained with theoretical calculations.

**CO3:** Determine self, mutual inductances and coefficient of coupling values, parameters of choke coil.

**CO4:** Analyse different circuit characteristics with the help of fundamental laws and various configurations.

**CO5:** Create locus diagrams of RL, RC series circuits and examine series and parallel resonance.

**List of Experiments:**

1. Verification of Kirchhoff's circuit laws.
2. Verification of node and mesh analysis.
3. Verification of network reduction techniques.
4. Determination of cold and hot resistance of an electric lamp
5. Determination of Parameters of a choke coil.
6. Determination of self, mutual inductances, and coefficient of coupling
7. Series and parallel resonance
8. Locus diagrams of R-L (L Variable) and R-C (C Variable) series circuits
9. Verification of Superposition theorem
10. Verification of Thevenin's and Norton's Theorems
11. Verification of Maximum power transfer theorem
12. Verification of Compensation theorem
13. Verification of Reciprocity and Millman's Theorems

**Reference Books:**

1. Engineering Circuits Analysis, Jack Kemmerly, William Hayt and Steven Durbin, Tata Mc Graw Hill Education, 2005, sixth edition.
2. Network Analysis, M. E. Van Valkenburg, Pearson Education, 2019, Revised Third Edition



Course Category & Code	NETWORK ANALYSIS	L	T	P	C
Professional Core	ECE & allied branches	3	0	0	3

**Course Objectives:**

- To introduce basic laws, mesh & nodal analysis techniques for solving electrical circuits
- To impart knowledge on applying appropriate theorem for electrical circuit analysis
- To explain transient behavior of circuits in time and frequency domains
- To teach concepts of resonance
- To introduce open circuit, short circuit, transmission, hybrid parameters and their interrelationship.

**Course Outcomes:** At the end of this course students will demonstrate the ability to

**CO1:** Understand basic electrical circuits with nodal and mesh analysis.

**CO2:** Analyse the circuit using network simplification theorems.

**CO3:** Find Transient response and Steady state response of a network.

**CO4:** Analyse electrical networks in the Laplace domain.

**CO5:** Compute the parameters of a two-port network.

**CO-PO/PSO Mapping:**

CO	PO1	PO2	PO3	PO4	PO5	PO6	PO7	PO8	PO9	PO10	PO11	PO12	PSO1	PSO2	PSO3
CO1															
CO2															
CO3															
CO4															
CO5															

**UNIT I: Types of circuit components,** Types of Sources and Source Transformations, Mesh analysis and Nodal analysis, problem solving with resistances only including dependent sources also. Principal of Duality with examples.

Network Theorems: Thevenin's, Norton's, Millman's, Reciprocity, Compensation, Substitution, Superposition, Max Power Transfer, Tellegens - problem solving using dependent sources also.

**UNIT II: Transients:** First order differential equations, Definition of time constants, R-L circuit, R-C circuit with DC excitation, evaluating initial conditions procedure, second order differential equations, homogeneous, non-homogenous, problem-solving using R-L-C elements with DC excitation and AC excitation, Response as related to s-plane rotation of roots.

Laplace transform: introduction, Laplace transformation, basic theorems, problem solving using Laplace transform, partial fraction expansion, Heaviside's expansions, problem solving using Laplace transform.

**UNIT III: Steady State Analysis of A.C Circuits:** Impedance concept, phase angle, series R-L, R-C, R-L- C circuits problem solving. Complex impedance and phasor notation for R-L, R-C, R-

L-C problem solving using mesh and nodal analysis, Star-Delta conversion, problem solving using Laplace transforms also.

**UNIT IV: Resonance:** Introduction, Definition of Q, Series resonance, Bandwidth of series resonance, Parallel resonance, general case-resistance present in both branches, anti-resonance at all frequencies.

Coupled Circuits: Coupled Circuits: Self-inductance, Mutual inductance, Coefficient of coupling, analysis of coupled circuits, Natural current, Dot rule of coupled circuits, conductively coupled equivalent circuits- problem solving.

**UNIT V: Two-port Networks:** Relationship of two port networks, Z-parameters, Y-parameters, Transmission line parameters, h- parameters, Relationships Between parameter Sets, Parallel & series connection of two port networks, cascading of two port networks, problem solving using dependent sources also.

Image and iterative impedances. Image and iterative transfer constants. Insertion loss. Attenuators and pads. Lattice network and its parameters. Impedance matching networks.

**Textbooks:**

1. Network Analysis – ME Van Valkenburg, Prentice Hall of India, revised 3rd Edition, 2019.
2. Engineering Circuit Analysis by William H. Hayt, Jack Kemmerly, Jamie Phillips, Steven M. Durbin, 9th Edition 2020.
3. Network lines and Fields by John. D. Ryder 2nd Edition, PHI

**Reference Books:**

1. D. Roy Choudhury, Networks and Systems, New Age International Publications, 2013.
2. Joseph Edminister and Mahmood Nahvi, Electric Circuits, Schaum's Outline Series, 7th Edition, Tata McGraw Hill Publishing Company, New Delhi, 2017
3. Fundamentals of Electric Circuits by Charles K. Alexander and Matthew N. O. Sadiku, McGraw-Hill Education.

Course Category & Code	NETWORK ANALYSIS AND SIMULATION LABORATORY	L	T	P	C
Professional Core	ECE & allied branches	0	0	3	1.5

**Course Objectives:**

- To gain hands on experience in verifying Kirchoff's laws and network theorems
- To analyze transient behavior of circuits
- To study resonance characteristics
- To determine 2-port network parameters

**Course Outcomes:**

**CO1:** Verify Kirchoff's laws and network theorems.

**CO2:** Measure time constants of RL & RC circuits.

**CO3:** Analyze behavior of RLC circuit for different cases.

**CO4:** Design resonant circuit for given specifications.

**CO5:** Characterize and model the network in terms of all network parameters.

The following experiments need to be performed using both Hardware and simulation Software. The experiments need to be simulated using software and the same need to be verified using the hardware.

1. Study of components of a circuit and Verification of KCL and KVL.
2. Verification of mesh and nodal analysis for AC circuits
3. Verification of Superposition, Thevenin's & Norton theorems for AC circuits
4. Verification of maximum power transfer theorem for AC circuits
5. Verification of Tellegen's theorem for two networks of the same topology.
6. Study of DC transients in RL, RC and RLC circuits
7. To study frequency response of various 1st order RL & RC networks
8. To study the transient and steady state response of a 2nd order circuit by varying its various parameters and studying their effects on responses
9. Find the Q Factor and Bandwidth of a Series and Parallel Resonance circuit.
10. Determination of open circuit (Z) and short circuit (Y) parameters
11. Determination of hybrid (H) and transmission (ABCD) parameters
12. To measure two port parameters of a twin-T network and study its frequency response.

**Hardware Requirements:**

Regulated Power supplies, Analog/Digital Function Generators, Digital Multimeters, Decade Resistance Boxes/Rheostats, Decade Capacitance Boxes, Ammeters (Analog or Digital), Voltmeters (Analog or Digital), Active & Passive Electronic Components

**Software requirements:**

Multisim/ Pspice/Equivalent simulation software tool, Computer Systems with required specifications

**References:**

1. Network Analysis – ME Van Valkenburg, Prentice Hall of India, revised 3rd Edition, 2019.
2. Engineering Circuit Analysis by William H. Hayt, Jack Kemmerly, Jamie Phillips, Steven M. Durbin, 9th Edition 2020.

Course Category & Code	DATA STRUCTURES	L	T	P	C
Professional Core	Common to CSE, IT & allied branches	3	0	0	3

**Course Objectives:**

- To provide the knowledge of basic data structures and their implementations.
- To understand importance of data structures in context of writing efficient programs.
- To develop skills to apply appropriate data structures in problem solving.

**Course Outcomes:** At the end of the course, Student will be able to

**CO1:** Explain the role of linear data structures in organizing and accessing data efficiently in algorithms.

**CO2:** Design, implement, and apply linked lists for dynamic data storage, demonstrating understanding of memory allocation.

**CO3:** Develop programs using stacks to handle recursive algorithms, manage program states, and solve related problems.

**CO4:** Apply queue-based algorithms for efficient task scheduling and breadth-first traversal in graphs and distinguish between dequeues and priority queues, and apply them appropriately to solve data management challenges.

**CO5:** Devise novel solutions to small scale programming challenges involving data structures such as stacks, queues, Trees.

**CO6:** Recognize scenarios where hashing is advantageous, and design hash-based solutions for specific problems.

**CO-PO/PSO Mapping:**

CO	PO1	PO2	PO3	PO4	PO5	PO6	PO7	PO8	PO9	PO10	PO11	PO12	PSO1	PSO2	PSO3
CO1															
CO2															
CO3															
CO4															
CO5															

**UNIT I: Introduction to Linear Data Structures:** Definition and importance of linear data structures, Abstract data types (ADTs) and their implementation, Overview of time and space complexity analysis for linear data structures. Searching Techniques: Linear & Binary Search, Sorting Techniques: Bubble sort, Selection sort, Insertion Sort

**UNIT II: Linked Lists:** Singly linked lists: representation and operations, doubly linked lists and circular linked lists, Comparing arrays and linked lists, Applications of linked lists.

**UNIT III: Stacks:** Introduction to stacks: properties and operations, implementing stacks using arrays and linked lists, Applications of stacks in expression evaluation, backtracking, reversing list etc.

**UNIT IV: Queues:** Introduction to queues: properties and operations, implementing queues using arrays and linked lists, Applications of queues in breadth-first search, scheduling, etc.

**Deque:** Introduction to deque (double-ended queues), Operations on deque and their applications.

**UNIT V: Trees:** Introduction to Trees, Binary Search Tree – Insertion, Deletion & Traversal  
Hashing: Brief introduction to hashing and hash functions, Collision resolution techniques: chaining and open addressing, Hash tables: basic implementation and operations, Applications of hashing in unique identifier generation, caching, etc.

**Textbooks:**

1. Data Structures and algorithm analysis in C, Mark Allen Weiss, Pearson, 2nd Edition.
2. Fundamentals of data structures in C, Ellis Horowitz, Sartaj Sahni, Susan Anderson- Freed, Silicon Press, 2008

**Reference Books:**

1. Algorithms and Data Structures: The Basic Toolbox by Kurt Mehlhorn and Peter Sanders
2. C Data Structures and Algorithms by Alfred V. Aho, Jeffrey D. Ullman, and John E. Hopcroft
3. Problem Solving with Algorithms and Data Structures" by Brad Miller and David Ranum
4. Introduction to Algorithms by Thomas H. Cormen, Charles E. Leiserson, Ronald L. Rivest, and Clifford Stein
5. Algorithms in C, Parts 1-5 (Bundle): Fundamentals, Data Structures, Sorting, Searching, and Graph Algorithms" by Robert Sedgewick.

Course Category & Code	DATA STRUCTURES LAB	L	T	P	C
Professional Core	Common to CSE, IT & allied branches	0	0	3	1.5

**Course Objectives:**

The course aims to strengthen the ability of the students to identify and apply the suitable data structure for the given real-world problem. It enables them to gain knowledge in practical applications of data structures.

**Course Outcomes:** At the end of the course, Student will be able to

- CO1:** Explain the role of linear data structures in organizing and accessing data efficiently in algorithms.
- CO2:** Design, implement, and apply linked lists for dynamic data storage, demonstrating understanding of memory allocation.
- CO3:** Develop programs using stacks to handle recursive algorithms, manage program states, and solve related problems.
- CO4:** Apply queue-based algorithms for efficient task scheduling and breadth-first traversal in graphs and distinguish between deques and priority queues and apply them appropriately to solve data management challenges.
- CO5:** Recognize scenarios where hashing is advantageous, and design hash-based solutions for specific problems.

**List of Experiments:****Exercise 1: Array Manipulation**

- Write a program to reverse an array.
- C Programs to implement the Searching Techniques – Linear & Binary Search
- C Programs to implement Sorting Techniques – Bubble, Selection and Insertion Sort

**Exercise 2: Linked List Implementation**

- Implement a singly linked list and perform insertion and deletion operations.
- Develop a program to reverse a linked list iteratively and recursively.
- Solve problems involving linked list traversal and manipulation.

**Exercise 3: Linked List Applications**

- Create a program to detect and remove duplicates from a linked list.
- Implement a linked list to represent polynomials and perform addition.
- Implement a double-ended queue (deque) with essential operations.

**Exercise 4: Double Linked List Implementation**

- Implement a doubly linked list and perform various operations to understand its properties and applications.
- Implement a circular linked list and perform insertion, deletion, and traversal.

**Exercise 5: Stack Operations**

- Implement a stack using arrays and linked lists.
- Write a program to evaluate a postfix expression using a stack.

- iii) Implement a program to check for balanced parentheses using a stack.

### **Exercise 6: Queue Operations**

- i) Implement a queue using arrays and linked lists.
- ii) Develop a program to simulate a simple printer queue system.
- iii) Solve problems involving circular queues.

### **Exercise 7: Stack and Queue Applications**

- i) Use a stack to evaluate an infix expression and convert it to postfix.
- ii) Create a program to determine whether a given string is a palindrome or not.
- iii) Implement a stack or queue to perform comparison and check for symmetry.

### **Exercise 8: Binary Search Tree**

- i) Implementing a BST using Linked List.
- ii) Traversing of BST.

### **Exercise 9: Hashing**

- i) Implement a hash table with collision resolution techniques.
- ii) Write a program to implement a simple cache using hashing.

### **Textbooks:**

1. Data Structures and algorithm analysis in C, Mark Allen Weiss, Pearson, 2nd Edition.
2. Fundamentals of data structures in C, Ellis Horowitz, Sartaj Sahni, Susan Anderson- Freed, Silicon Press, 2008

### **Reference Books:**

1. Algorithms and Data Structures: The Basic Toolbox by Kurt Mehlhorn and Peter Sanders
2. C Data Structures and Algorithms by Alfred V. Aho, Jeffrey D. Ullman, and John E. Hopcroft
3. Problem Solving with Algorithms and Data Structures" by Brad Miller and David Ranum
4. Introduction to Algorithms by Thomas H. Cormen, Charles E. Leiserson, Ronald L. Rivest, and Clifford Stein
5. Algorithms in C, Parts 1-5 (Bundle): Fundamentals, Data Structures, Sorting, Searching, and Graph Algorithms by Robert Sedgewick.

Course Category & Code	HEALTH AND WELLNESS, YOGA AND SPORTS	L	T	P	C
Humanities, Social Sciences & Management	Common to All branches of Engineering	0	0	1	0.5

**Course Objectives:**

The main objective of introducing this course is to make the students maintain their mental and physical wellness by balancing emotions in their life. It mainly enhances the essential traits required for the development of the personality.

**Course Outcomes:** After completion of the course the student will be able to

**CO1:** Understand the importance of yoga and sports for Physical fitness and sound health.

**CO2:** Demonstrate an understanding of health-related fitness components.

**CO3:** Compare and contrast various activities that help enhance their health.

**CO4:** Assess current personal fitness levels.

**CO5:** Develop Positive Personality

**CO-PO/PSO Mapping:**

CO	PO1	PO2	PO3	PO4	PO5	PO6	PO7	PO8	PO9	PO10	PO11	PO12	PSO1	PSO2	PSO3
CO1															
CO2															
CO3															
CO4															
CO5															

**UNIT I:** Concept of health and fitness, Nutrition and Balanced diet, basic concept of immunity Relationship between diet and fitness, Globalization and its impact on health, Body Mass Index (BMI) of all age groups.

**Activities:**

- Organizing health awareness programmes in community
- Preparation of health profile
- Preparation of chart for balance diet for all age groups

**UNIT II:** Concept of yoga, need for and importance of yoga, origin and history of yoga in Indian context, classification of yoga, Physiological effects of Asanas- Pranayama and meditation, stress management and yoga, Mental health and yoga practice.

**Activities:**

Yoga practices – Asana, Kriya, Mudra, Bandha, Dhyana, Surya Namaskar



**UNIT III**

Concept of Sports and fitness, importance, fitness components, history of sports, Ancient and Modern Olympics, Asian games and Commonwealth games.

**Activities:**

- i) Participation in one major game and one individual sport viz., Athletics, Volleyball, Basketball, Handball, Football, Badminton, Kabaddi, Kho-kho, Table tennis, Cricket etc. Practicing general and specific warm up, aerobics
- ii) Practicing cardiorespiratory fitness, treadmill, run test, 9 min walk, skipping and running.

**Reference Books:**

1. Gordon Edlin, Eric Golanty. Health and Wellness, 14th Edn. Jones & Bartlett Learning, 2022
2. T.K.V.Desikachar. The Heart of Yoga: Developing a Personal Practice
3. Archie J.Bahm. Yoga Sutras of Patanjali, Jain Publishing Company, 1993
4. Wiseman, John Lofty, SAS Survival Handbook: The Ultimate Guide to Surviving Anywhere Third Edition, William Morrow Paperbacks, 2014
5. The Sports Rules Book/ Human Kinetics with Thomas Hanlon. -- 3rd ed. Human Kinetics, Inc.2014

**General Guidelines:**

1. Institutes must assign slots in the Timetable for the activities of Health/Sports/Yoga.
2. Institutes must provide field/facility and offer the minimum of five choices of as many as Games/Sports.
3. Institutes are required to provide sports instructor / yoga teacher to mentor the students.

**Evaluation Guidelines:**

- Evaluated for a total of 100 marks.
- A student can select 6 activities of his/her choice with a minimum of 01 activity per unit. Each activity shall be evaluated by the concerned teacher for 15 marks, totalling to 90 marks.
- A student shall be evaluated by the concerned teacher for 10 marks by conducting viva voce on the subject.

Course Category & Code	NSS/ NCC/ SCOUTS & GUIDES/ COMMUNITY SERVICE	L	T	P	C
Humanities, Social Sciences & Management	Common to All branches of Engineering	0	0	1	0.5

**Course Objectives:**

The objective of introducing this course is to impart discipline, character, fraternity, teamwork, social consciousness among the students and engaging them in selfless service.

**Course Outcomes:** After completion of the course the students will be able to

**CO1:** Understand the importance of discipline, character and service motto.

**CO2:** Solve some societal issues by applying acquired knowledge, facts, and techniques.

**CO3:** Explore human relationships by analyzing social problems.

**CO4:** Determine to extend their help for the fellow beings and downtrodden people.

**CO5:** Develop leadership skills and civic responsibilities.

**CO-PO/PSO Mapping:**

CO	PO1	PO2	PO3	PO4	PO5	PO6	PO7	PO8	PO9	PO10	PO11	PO12	PSO1	PSO2	PSO3
CO1															
CO2															
CO3															
CO4															
CO5															

**UNIT I: Orientation:** General Orientation on NSS/NCC/ Scouts & Guides/Community Service activities, career guidance.

**Activities:**

- Conducting –ice breaking sessions-expectations from the course-knowing personal talents and skills
- Conducting orientations programs for the students –future plans-activities-releasing road map etc.
- Displaying success stories-motivational biopics- award winning movies on societal issues etc.
- Conducting talent show in singing patriotic songs-paintings- any other contribution.

**UNIT II: Nature & Care Activities:**

- Best out of waste competition.
- Poster and signs making competition to spread environmental awareness.
- Recycling and environmental pollution article writing competition.
- Organising Zero-waste day.
- Digital Environmental awareness activity via various social media platforms.
- Virtual demonstration of different eco-friendly approaches for sustainable living.
- Write a summary on any book related to environmental issues.

**UNIT III : Community Service Activities:**

- i) Conducting One Day Special Camp in a village contacting village-area leaders- Survey in the village, identification of problems- helping them to solve via media- authorities- experts- etc.
- ii) Conducting awareness programs on Health-related issues such as General Health, Mental health, Spiritual Health, HIV/AIDS,
- iii) Conducting consumer Awareness. Explaining various legal provisions etc.
- iv) Women Empowerment Programmes- Sexual Abuse, Adolescent Health and Population Education.
- v) Any other programmes in collaboration with local charities, NGOs etc.

**Reference Books:**

1. Nirmalya Kumar Sinha & Surajit Majumder, *A Text Book of National Service Scheme* Vol;I, Vidya Kutir Publication, 2021 ( ISBN 978-81-952368-8-6)
2. *Red Book - National Cadet Corps* – Standing Instructions Vol I & II, Directorate General of NCC, Ministry of Defence, New Delhi
3. Davis M. L. and Cornwell D. A., “Introduction to Environmental Engineering”, McGraw Hill, New York 4/e 2008
4. Masters G. M., Joseph K. and Nagendran R. “Introduction to Environmental Engineering and Science”, Pearson Education, New Delhi. 2/e 2007
5. Ram Ahuja. *Social Problems in India*, Rawat Publications, New Delhi.

**General Guidelines:**

1. Institutes must assign slots in the Timetable for the activities.
2. Institutes are required to provide instructor to mentor the students.

**Evaluation Guidelines:**

- Evaluated for a total of 100 marks.
- A student can select 6 activities of his/her choice with a minimum of 01 activity per unit. Each activity shall be evaluated by the concerned teacher for 15 marks, totaling to 90 marks.
- A student shall be evaluated by the concerned teacher for 10 marks by conducting viva voce on the subject.

--- o0o ---



# UR24 Regulations

## B.Tech-CSE-Data Science-Regular

## SECOND YEAR SYLLABUS



Course Category & Code	DISCRETE MATHEMATICS AND GRAPH THEORY	L	T	P	C
BS2101	for AI&ML, CSE & CSE-DS Branches	3	0	0	3

**Course Objectives:**

- To introduce the students to the topics and techniques of discrete methods and combinatorial reasoning.
- To introduce a wide variety of applications. The algorithmic approach to the solution of problems is fundamental in discrete mathematics, and this approach reinforces the close ties between this discipline and the area of computer science.

**Course Outcomes:** At the end of the course students will be able to

1. Build skills in solving mathematical problems (L3)
2. Comprehend mathematical principles and logic (L4)
3. Demonstrate knowledge of mathematical modeling and proficiency in using mathematical software (L6)
4. Manipulate and analyze data numerically and/or graphically using appropriate Software (L3)
5. How to communicate effectively mathematical ideas/results verbally or in writing (L1)

**CO-PO/PSO Mapping:**

CO	PO1	PO2	PO3	PO4	PO5	PO6	PO7	PO8	PO9	PO10	PO11	PO12	PSO1	PSO2	PSO3
CO1	3	3	2	2	1					2	2		3	2	2
CO2	3	2	2	2	2					2	2		3	2	2
CO3	3	3	3	2	3					2	2		3	3	2
CO4	3	2	3	3	2					2	2		3	3	3
CO5	3	3	3	3	3					2	2		3	3	3

**UNIT-I: Mathematical Logic:**

Propositional Calculus: Statements and Notations, Connectives, Well Formed Formulas, Truth Tables, Tautologies, Equivalence of Formulas, Duality Law, Tautological Implications, Normal Forms, Theory of Inference for Statement Calculus, Consistency of Premises, Indirect Method of Proof, Predicate Calculus: Predicates, Predicative Logic, Statement Functions, Variables and Quantifiers, Free and Bound Variables, Inference Theory for Predicate Calculus.

**UNIT-II: Set Theory:**

Sets: Operations on Sets, Principle of Inclusion-Exclusion, Relations: Properties, Operations, Partition and Covering, Transitive Closure, Equivalence, Compatibility and Partial Ordering, Hasse Diagrams, Functions: Bijective, Composition, Inverse, Permutation, and Recursive Functions, Lattice and its Properties.

**UNIT-III: Combinatorics and Recurrence Relations:**

Basis of Counting, Permutations, Permutations with Repetitions, Circular and Restricted

Permutations, Combinations, Restricted Combinations, Binomial and Multinomial Coefficients and Theorems.

**Recurrence Relations:**

Generating Functions, Function of Sequences, Partial Fractions, Calculating Coefficient of Generating Functions, Recurrence Relations, Formulation as Recurrence Relations, Solving Recurrence Relations by Substitution and Generating Functions, Method of Characteristic Roots, Solving Inhomogeneous Recurrence Relations.

**UNIT-IV: Graph Theory:**

Basic Concepts, Graph Theory and its Applications, Subgraphs, Graph Representations: Adjacency and Incidence Matrices, Isomorphic Graphs, Paths and Circuits, Eulerian and Hamiltonian Graphs,

**UNIT-V: Multi Graphs**

Multigraphs, Bipartite and Planar Graphs, Euler's Theorem, Graph Colouring and Covering, Chromatic Number, Spanning Trees, Prim's and Kruskal's Algorithms, BFS and DFS Spanning Trees.

**Text Books:**

1. Discrete Mathematical Structures with Applications to Computer Science, J. P. Tremblay and P. Manohar, Tata McGraw Hill.
2. Elements of Discrete Mathematics-A Computer Oriented Approach, C. L. Liu and D. P. Mohapatra, 3rd Edition, Tata McGraw Hill.
3. Theory and Problems of Discrete Mathematics, Schaum's Outline Series, Seymour Lipschutz and Marc Lars Lipson, 3rd Edition, McGraw Hill.

**Reference Books:**

1. Discrete Mathematics for Computer Scientists and Mathematicians, J. L. Mott, A. Kandel and T. P. Baker, 2nd Edition, Prentice Hall of India.
2. Discrete Mathematical Structures, Bernard Kolman, Robert C. Busby and Sharon Cutler Ross, PHI.
3. Discrete Mathematics, S. K. Chakraborty and B. K. Sarkar, Oxford, 2011.
4. Discrete Mathematics and its Applications with Combinatorics and Graph Theory, K. H. Rosen, 7th Edition, Tata McGraw Hill.



Course Category & Code	UNIVERSAL HUMAN VALUES – UNDERSTANDING HARMONY AND ETHICAL HUMAN CONDUCT	L	T	P	C
HSM2102	for all Branches	2	1	0	3

**Course Objectives:**

- To help the students appreciate the essential complementary between 'VALUES' and 'SKILLS' to ensure sustained happiness and prosperity which are the core aspirations of all human beings.
- To facilitate the development of a Holistic perspective among students towards life and profession as well as towards happiness and prosperity based on a correct understanding of the Human reality and the rest of existence. Such holistic perspective forms the basis of Universal Human Values and movement towards value-based living in a natural way.
- To highlight plausible implications of such a Holistic understanding in terms of ethical human conduct, trustful and mutually fulfilling human behaviour and mutually enriching interaction with Nature.

**Course Outcomes:**

CO1: Define the terms like Natural Acceptance, Happiness and Prosperity (L1, L2).

CO2: Identify one's self and one's surroundings (family, society nature) (L1, L2).

CO3: Apply what they have learnt to their own self in different day-to-day settings in real life (L3).

CO4: Relate human values with human relationship and human society (L4).

CO5: Justify the need for universal human values and harmonious existence (L5).

CO6: Develop as socially and ecologically responsible engineers (L3, L6).

**CO-PO/PSO Mapping:**

CO	PO1	PO2	PO3	PO4	PO5	PO6	PO7	PO8	PO9	PO10	PO11	PO12	PSO1	PSO2	PSO3
CO1						2	2	2		2		2	3	2	2
CO2							3	2		2		2	2	2	3
CO3				3		2	2	3		3	3		2	2	3
CO4							3	3	2	3			3	2	3
CO5							3	3	2	3		2	3	3	3
CO6						3	3	3	2	3		3	3	3	3

**Course Topics:**

The course has 28 lectures and 14 tutorials in 5 modules. The lectures and tutorials are of 1-hour duration. Tutorial sessions are to be used to explore and practice what has been proposed during the lecture sessions. The Teacher's Manual provides the outline for lectures as well as practice sessions. The teacher is expected to present the issues to be discussed as propositions and encourage the students to have a dialogue.

**UNIT I: Introduction to Value Education (6 lectures and 3 tutorials for practice session)**

- Lecture 1: Right Understanding, Relationship and Physical Facility (Holistic Development and the Role of Education)
- Lecture 2: Understanding Value Education

- Tutorial 1: Practice Session PS1 Sharing about Oneself
- Lecture 3: self-exploration as the Process for Value Education
- Lecture 4: Continuous Happiness and Prosperity – the Basic Human Aspirations
- Tutorial 2: Practice Session PS2 Exploring Human Consciousness
- Lecture 5: Happiness and Prosperity – Current Scenario
- Lecture 6: Method to Fulfill the Basic Human Aspirations
- Tutorial 3: Practice Session PS3 Exploring Natural Acceptance

**UNIT II: Harmony in the Human Being (6 lectures and 3 tutorials for practice session)**

- Lecture 7: Understanding Human being as the Co-existence of the self and the body.
- Lecture 8: Distinguishing between the Needs of the self and the body
- Tutorial 4: Practice Session PS4 Exploring the difference of Needs of self and body.
- Lecture 9: The body as an Instrument of the self
- Lecture 10: Understanding Harmony in the self
- Tutorial 5: Practice Session PS5 Exploring Sources of Imagination in the self
- Lecture 11: Harmony of the self with the body
- Lecture 12: Programme to ensure self-regulation and Health
- Tutorial 6: Practice Session PS6 Exploring Harmony of self with the body

**UNIT III: Harmony in the Family and Society (6 lectures and 3 tutorials for practice session)**

- Lecture 13: Harmony in the Family – the Basic Unit of Human Interaction
- Lecture 14: 'Trust' – the Foundational Value in Relationship
- Tutorial 7: Practice Session PS7 Exploring the Feeling of Trust
- Lecture 15: 'Respect' – as the Right Evaluation
- Tutorial 8: Practice Session PS8 Exploring the Feeling of Respect
- Lecture 16: Other Feelings, Justice in Human-to-Human Relationship
- Lecture 17: Understanding Harmony in the Society
- Lecture 18: Vision for the Universal Human Order
- Tutorial 9: Practice Session PS9 Exploring Systems to fulfil Human Goal

**UNIT IV: Harmony in the Nature/Existence (4 lectures and 2 tutorials for practice session)**

- Lecture 19: Understanding Harmony in the Nature
- Lecture 20: Interconnectedness, self-regulation and Mutual Fulfilment among the Four Orders of Nature
- Tutorial 10: Practice Session PS10 Exploring the Four Orders of Nature
- Lecture 21: Realizing Existence as Co-existence at All Levels
- Lecture 22: The Holistic Perception of Harmony in Existence
- Tutorial 11: Practice Session PS11 Exploring Co-existence in Existence.

**UNIT V: Implications of the Holistic Understanding – a Look at Professional Ethics (6 lectures and 3 tutorials for practice session)**

- Lecture 23: Natural Acceptance of Human Values
- Lecture 24: Definitiveness of (Ethical) Human Conduct
- Tutorial 12: Practice Session PS12 Exploring Ethical Human Conduct
- Lecture 25: A Basis for Humanistic Education, Humanistic Constitution and Universal Human Order
- Lecture 26: Competence in Professional Ethics

- Tutorial 13: Practice Session PS13 Exploring Humanistic Models in Education
- Lecture 27: Holistic Technologies, Production Systems and Management Models- Typical Case Studies
- Lecture 28: Strategies for Transition towards Value-based Life and Profession
- Tutorial 14: Practice Session PS14 Exploring Steps of Transition towards Universal Human Order

**Practice Sessions for UNIT I – Introduction to Value Education**

PS1 Sharing about Oneself

PS2 Exploring Human Consciousness

PS3 Exploring Natural Acceptance

**Practice Sessions for UNIT II – Harmony in the Human Being**

PS4 Exploring the difference of Needs of self and body

PS5 Exploring Sources of Imagination in the self

PS6 Exploring Harmony of self with the body

**Practice Sessions for UNIT III – Harmony in the Family and Society**

PS7 Exploring the Feeling of Trust

PS8 Exploring the Feeling of Respect

PS9 Exploring Systems to fulfil Human Goal

**Practice Sessions for UNIT IV – Harmony in the Nature (Existence)**

PS10 Exploring the Four Orders of Nature

PS11 Exploring Co-existence in Existence

**Practice Sessions for UNIT V – Implications of the Holistic Understanding – a Look at Professional Ethics**

PS12 Exploring Ethical Human Conduct

PS13 Exploring Humanistic Models in Education

PS14 Exploring Steps of Transition towards Universal Human Order

**Readings: Textbook and Teachers Manual****a. The Textbook**

R R Gaur, R Asthana, G P Bagaria, A Foundation Course in Human Values and Professional Ethics, 2nd Revised Edition, Excel Books, New Delhi, 2019. ISBN 978-93-87034-47-1

**b. The Teacher's Manual**

R R Gaur, R Asthana, G P Bagaria, Teachers' Manual for A Foundation Course in Human Values and Professional Ethics, 2nd Revised Edition, Excel Books, New Delhi, 2019. ISBN 978-93-87034-53-2

**Reference Books**

1. Jeevan Vidya: Ek Parichaya, A Nagaraj, Jeevan Vidya Prakashan, Amarkantak, 1999.
2. Human Values, A.N. Tripathi, New Age Intl. Publishers, New Delhi, 2004.
3. The Story of Stuff (Book).
4. The Story of My Experiments with Truth - by Mohandas Karamchand Gandhi
5. Small is Beautiful - E. F Schumacher.
6. Slow is Beautiful - Cecile Andrews
7. Economy of Permanence - J C Kumarappa
8. Bharat Mein Angreji Raj – Pandit Sunderlal
9. Rediscovering India - by Dharampal
10. Hind Swaraj or Indian Home Rule - by Mohandas K. Gandhi
11. India Wins Freedom - Maulana Abdul Kalam Azad

12. Vivekananda - Romain Rolland (English)

13. Gandhi - Romain Rolland (English)

### Mode of Conduct:

Lecture hours are to be used for interactive discussion, placing the proposals about the topics at hand and motivating students to reflect, explore and verify them.

Tutorial hours are to be used for practice sessions.

While analyzing and discussing the topic, the faculty mentor's role is in pointing to essential elements to help in sorting them out from the surface elements. In other words, help the students explore the important or critical elements.

In the discussions, particularly during practice sessions (tutorials), the mentor encourages the student to connect with one's own self and do self-observation, self-reflection and self-exploration.

Scenarios may be used to initiate discussion. The student is encouraged to take up "ordinary" situations rather than "extra-ordinary" situations. Such observations and their analyses are shared and discussed with other students and faculty mentor, in a group sitting.

Tutorials (experiments or practical) are important for the course. The difference is that the laboratory is everyday life, and practical are how you behave and work in real life. Depending on the nature of topics, worksheets, home assignment and/or activity are included. The practice sessions (tutorials) would also provide support to a student in performing actions commensurate to his/her beliefs. It is intended that this would lead to development of commitment, namely behaving and working based on basic human values.

It is recommended that this content be placed before the student as it is, in the form of a basic foundation course, without including anything else or excluding any part of this content. Additional content may be offered in separate, higher courses. This course is to be taught by faculty from every teaching department, not exclusively by any one department.

Teacher preparation with a minimum exposure to at least one 8-day Faculty Development Program on Universal Human Values is deemed essential.

### Online Resources:

1. <https://fdp-si.aicte-india.org/UHVII%20Class%20Notes%20&%20Handouts/UHV%20Handout%201-Introduction%20to%20Value%20Education.pdf>
2. <https://fdp-si.aicte-india.org/UHVII%20Class%20Notes%20&%20Handouts/UHV%20Handout%202-Harmony%20in%20the%20Human%20Being.pdf>
3. <https://fdp-si.aicte-india.org/UHVII%20Class%20Notes%20&%20Handouts/UHV%20Handout%203-Harmony%20in%20the%20Family.pdf>
4. <https://fdp-si.aicte-india.org/UHV%201%20Teaching%20Material/D3-S2%20Respect%20July%202023.pdf>
5. <https://fdp-si.aicte-india.org/UHVII%20Class%20Notes%20&%20Handouts/UHV%20Handout%205-Harmony%20in%20the%20Nature%20and%20Existence.pdf>
6. <https://fdp-si.aicte-india.org/download/FDPTeachingMaterial/3-days%20FDPSI%20UHV%20Teaching%20Material/Day%203%20Handouts/UHV%203D%20D3-S2A%20Und%20Nature-Existence.pdf>
7. <https://fdp-si.aicteindia.org/UHV%20II%20Teaching%20Material/UHV%20II%20Lecture%2023-25%20Ethics%20v1.pdf>
8. <https://www.studocu.com/in/document/kiet-group-of-institutions/universal-humanvalues/chapter-5-holistic-understanding-of-harmony-on-professional-ethics/62490385>
9. [https://onlinecourses.swayam2.ac.in/aic22\\_ge23/preview](https://onlinecourses.swayam2.ac.in/aic22_ge23/preview)

Course Category & Code	INTRODUCTION TO DATA SCIENCE	L	T	P	C
PC2103	for CSE-DS Branch	3	0	0	3

**Course Objective:** From the course the student will learn

1. Knowledge and expertise to become a data scientist.
2. Essential concepts of statistics and machine learning that are vital for data science;
3. Significance of exploratory data analysis (EDA) in data science.
4. Critically evaluate data visualizations presented on the dashboards
5. Suitability and limitations of tools and techniques related to data science process

**Course Outcomes:**

**CO-PO/PSO Mapping:**

CO	PO1	PO2	PO3	PO4	PO5	PO6	PO7	PO8	PO9	PO10	PO11	PO12	PSO1	PSO2	PSO3
CO1															
CO2															
CO3															
CO4															
CO5															

**UNIT I:** Introduction to Data science, benefits and uses, facets of data, data science process in brief, big data ecosystem and data science.

Data Science process: Overview, defining goals and creating project charter, retrieving data, cleansing, integrating and transforming data, exploratory analysis, model building, presenting findings and building applications on top of them.

**UNIT II:** Applications of machine learning in Data science, role of ML in DS, Python tools like sklearn, modelling process for feature engineering, model selection, validation and prediction, types of ML, semi-supervised learning.

Handling large data: problems and general techniques for handling large data, programming tips for dealing large data, case studies on DS projects for predicting malicious URLs, for building recommender systems.

**UNIT III:** NoSQL movement for handling Bigdata: Distributing data storage and processing with Hadoop framework, case study on risk assessment for loan sanctioning, ACID principle of relational databases, CAP theorem, base principle of NoSQL databases, types of NoSQL databases, case study on disease diagnosis and profiling.

**UNIT IV:** Tools and Applications of Data Science: Introducing Neo4j for dealing with graph databases, graph query language Cypher, Applications graph databases, Python libraries like nltk and SQLite for handling Text mining and analytics, case study on classifying Reddit posts.

**UNIT V:** Data Visualization and Prototype Application Development: Data Visualization options, Crossfilter, the JavaScript MapReduce library, Creating an interactive dashboard with dc.js, Dashboard development tools.

Applying the Data Science process for real world problem solving scenarios as a detailed case study.

**Textbooks:**

1. Davy Cielen, Arno D.B.Meysman, and Mohamed Ali, “Introducing to Data Science using Python tools”, Manning Publications Co, Dreamtech press, 2016
2. Prateek Gupta, “Data Science with Jupyter” BPB publishers, 2019 for basics

**Reference Books:**

1. Joel Grus, “Data Science From Scratch”, OReilly, 2019
2. Doing Data Science: Straight Talk From The Frontline, 1 st Edition, Cathy O’Neil and Rachel Schutt, O’Reilly, 2013

Course Category & Code	ADVANCED DATA STRUCTURES & ALGORITHM ANALYSIS	L	T	P	C
PC2104	for AI&ML & CSE	3	0	0	3

**Course Objectives:** The main objectives of the course is to

- provide knowledge on advance data structures frequently used in Computer Science domain
- Develop skills in algorithm design techniques popularly used
- Understand the use of various data structures in the algorithm design

**Course Outcomes:**

**CO1:** Understand algorithm analysis methods including time, space complexity and asymptotic notation.

**CO2:** Apply advanced data structures like AVL trees, B-trees, heaps, and graphs to solve problems.

**CO3:** Design and implement algorithms using divide & conquer, greedy, dynamic programming approaches.

**CO4:** Solve problems using backtracking, branch and bound techniques.

**CO5:** Understand NP-hard and NP-complete problem domains and apply relevant design strategies.

**CO-PO/PSO Mapping:**

CO	PO1	PO2	PO3	PO4	PO5	PO6	PO7	PO8	PO9	PO10	PO11	PO12	PSO1	PSO2	PSO3
CO1	3	2	3	3	2					2			3	3	2
CO2	3	3	3	3	2					2			3	3	3
CO3	3	3	3	3	3					3			3	3	3
CO4	3	2	3	2	2					2			3	2	2
CO5	3	3	3	3	2					2			3	3	2

**UNIT – I:**

Introduction to Algorithm Analysis, Space and Time Complexity analysis, Asymptotic Notations. AVL Trees – Creation, Insertion, Deletion operations and Applications B-Trees – Creation, Insertion, Deletion operations and Applications

**UNIT – II:**

Heap Trees (Priority Queues) – Min and Max Heaps, Operations and Applications Graphs – Terminology, Representations, Basic Search and Traversals, Connected Components and Biconnected Components, applications Divide and Conquer: The General Method, Quick Sort, Merge Sort, Strassen's matrix multiplication, Convex Hull

**UNIT – III:**

Greedy Method: General Method, Job Sequencing with deadlines, Knapsack Problem, Minimum cost spanning trees, Single Source Shortest Paths Dynamic Programming: General Method, All pairs shortest paths, Single Source Shortest Paths – General Weights (Bellman Ford Algorithm), Optimal Binary Search Trees, 0/1 Knapsack, String Editing, Travelling Salesperson problem

**UNIT – IV:**



Backtracking: General Method, 8-Queens Problem, Sum of Subsets problem, Graph Coloring, 0/1 Knapsack Problem Branch and Bound: The General Method, 0/1 Knapsack Problem, Travelling Salesperson problem

#### **UNIT – V:**

NP Hard and NP Complete Problems: Basic Concepts, Cook's theorem

NP Hard Graph Problems: Clique Decision Problem (CDP), Chromatic Number Decision Problem (CNDP), Traveling Salesperson Decision Problem (TSP)

NP Hard Scheduling Problems: Scheduling Identical Processors, Job Shop Scheduling

#### **Textbooks:**

1. Fundamentals of Data Structures in C++, Horowitz, Ellis; Sahni, Sartaj; Mehta, Dinesh 2nd Edition Universities Press
2. Computer Algorithms/C++ Ellis Horowitz, Sartaj Sahni, Sanguthevar Rajasekaran 2nd Edition University Press

#### **Reference Books:**

1. Data Structures and program design in C, Robert Kruse, Pearson Education Asia
2. An introduction to Data Structures with applications, Trembley & Sorenson, McGraw Hill
3. The Art of Computer Programming, Vol.1: Fundamental Algorithms, Donald E Knuth, Addison-Wesley, 1997.
4. Data Structures using C & C++: Langsam, Augenstein & Tanenbaum, Pearson, 1995
5. Algorithms + Data Structures & Programs:, N.Wirth, PHI
6. Fundamentals of Data Structures in C++: Horowitz Sahni & Mehta, Galgottia Pub.
7. Data structures in Java:, Thomas Standish, Pearson Education Asia

#### **Online Learning Resources:**

1. [https://www.tutorialspoint.com/advanced\\_data\\_structures/index.asp](https://www.tutorialspoint.com/advanced_data_structures/index.asp)
2. <http://peterindia.net/Algorithms.html>
3. Abdul Bari, 1. Introduction to Algorithms (youtube.com)



Course Category & Code	OBJECT-ORIENTED PROGRAMMING THROUGH JAVA	L	T	P	C
PC2105	for AI&ML, CSE and CSE-DS Branches	3	0	0	3

**Course Objectives:** The learning objectives of this course are to:

- identify Java language components and how they work together in applications
- learn the fundamentals of object-oriented programming in Java, including defining classes, invoking methods, using class libraries.
- learn how to extend Java classes with inheritance and dynamic binding and how to use exception handling in Java applications
- understand how to design applications with threads in Java
- understand how to use Java APIs for program development.

**Course Outcomes:**

**CO1:** Understand core syntax, structure, and control statements in Java

**CO2:** Apply object-oriented principles using classes, objects, methods, and inheritance.

**CO3:** Develop Java programs using arrays, interfaces, and exception handling.

**CO4:** Utilize multithreading, file I/O operations, and Java standard libraries effectively.

**CO5:** The operation and design methodology for synchronous sequential circuits and algorithmic state machines.

**CO6:** Build database-driven and GUI-based applications using JDBC and Java FX.

**CO-PO/PSO Mapping:**

CO	PO1	PO2	PO3	PO4	PO5	PO6	PO7	PO8	PO9	PO10	PO11	PO12	PSO1	PSO2	PSO3
CO1	3	2	2	3	2					2			3	2	2
CO2	3	3	3	3	2					2			3	3	3
CO3	3	2	3	3	2					2			3	3	2
CO4	3	2	3	3	2					2			3	3	3
CO5	3	3	3	3	3					3			3	3	3

**UNIT I: Object Oriented Programming: Basic concepts, Principles, Program Structure in Java:** Introduction, Writing Simple Java Programs, Elements or Tokens in Java Programs, Java Statements, Command Line Arguments, User Input to Programs, Escape Sequences Comments, Programming Style. Data Types, Variables, and Operators :Introduction, Data Types in Java, Declaration of Variables, Data Types, Type Casting, Scope of Variable Identifier, Literal Constants, Symbolic Constants, Formatted Output with printf() Method, Static Variables and Methods, Attribute Final, Introduction to Operators, Precedence and Associativity of Operators, Assignment Operator ( = ), Basic Arithmetic Operators, Increment (++) and Decrement (- -) Operators, Ternary Operator, Relational Operators, Boolean Logical Operators, Bitwise Logical Operators. Control Statements: Introduction, if Expression, Nested if Expressions, if-else Expressions, Ternary Operator?:, Switch Statement, Iteration Statements, while Expression, do-while Loop, for Loop, Nested for Loop, For-Each for Loop, Break Statement, Continue Statement.

**UNIT II:** Classes and Objects: Introduction, Class Declaration and Modifiers, Class Members, Declaration of Class Objects, Assigning One Object to Another, Access Control for Class Members, Accessing Private Members of Class, Constructor Methods for Class, Overloaded Constructor Methods, Nested Classes, Final Class and Methods, Passing Arguments by Value and by Reference, Keyword this. Methods: Introduction, Defining Methods, Overloaded Methods, Overloaded Constructor Methods, Class Objects as Parameters in Methods, Access Control, Recursive Methods, Nesting of Methods, Overriding Methods, Attributes Final and Static.

**UNIT III:** Arrays: Introduction, Declaration and Initialization of Arrays, Storage of Array in Computer Memory, Accessing Elements of Arrays, Operations on Array Elements, Assigning Array to Another Array, Dynamic Change of Array Size, Sorting of Arrays, Search for Values in Arrays, Class Arrays, Two-dimensional Arrays, Arrays of Varying Lengths, Threedimensional Arrays, Arrays as Vectors. Inheritance: Introduction, Process of Inheritance, Types of Inheritances, Universal Super Class-Object Class, Inhibiting Inheritance of Class Using Final, Access Control and Inheritance, Multilevel Inheritance, Application of Keyword Super, Constructor Method and Inheritance, Method Overriding, Dynamic Method Dispatch, Abstract Classes, Interfaces and Inheritance. Interfaces: Introduction, Declaration of Interface, Implementation of Interface, Multiple Interfaces, Nested Interfaces, Inheritance of Interfaces, Default Methods in Interfaces, Static Methods in Interface, Functional Interfaces, Annotations.

**UNIT IV:** Packages and Java Library: Introduction, Defining Package, Importing Packages and Classes into Programs, Path and Class Path, Access Control, Packages in Java SE, Java.lang Package and its Classes, Class Object, Enumeration, class Math, Wrapper Classes, Auto-boxing and Auto-unboxing, Java util Classes and Interfaces, Formatter Class, Random Class, Time Package, Class Instant (java.time.Instant), Formatting for Date/Time in Java, Temporal Adjusters Class, Temporal Adjusters Class. Exception Handling: Introduction, Hierarchy of Standard Exception Classes, Keywords throws and throw, try, catch, and finally Blocks, Multiple Catch Clauses, Class Throwable, Unchecked Exceptions, Checked Exceptions. Java I/O and File: Java I/O API, standard I/O streams, types, Byte streams, Character streams, Scanner class, Files in Java (Text Book 2)

**UNIT V:** String Handling in Java: Introduction, Interface Char Sequence, Class String, Methods for Extracting Characters from Strings, Comparison, Modifying, Searching; Class String Buffer. Multithreaded Programming: Introduction, Need for Multiple Threads Multithreaded Programming for Multi-core Processor, Thread Class, Main Thread-Creation of New Threads, Thread States, Thread Priority-Synchronization, Deadlock and Race Situations, Inter-thread Communication - Suspending, Resuming, and Stopping of Threads. Java Database Connectivity: Introduction, JDBC Architecture, Installing MySQL and MySQL Connector/J, JDBC Environment Setup, Establishing JDBC Database Connections, ResultSet Interface  
Java FX GUI: Java FX Scene Builder, Java FX App Window Structure, displaying text and image, event handling, laying out nodes in scene graph, mouse events (Text Book 3)

**Text Books:**

1. JAVA one step ahead, Anitha Seth, B.L.Juneja, Oxford.
2. Joy with JAVA, Fundamentals of Object Oriented Programming, Debasis Samanta, Monalisa Sarma, Cambridge, 2023.
3. JAVA 9 for Programmers, Paul Deitel, Harvey Deitel, 4th Edition, Pearson.

**References Books:**

1. The complete Reference Java, 11th edition, Herbert Schildt, TMH
2. Introduction to Java programming, 7th Edition, Y Daniel Liang, Pearson

**Online Resources:**

1. <https://nptel.ac.in/courses/106/105/106105191/>
2. [https://infyspringboard.onwingspan.com/web/en/app/toc/lex\\_auth\\_012880464547618816347\\_shared/overview](https://infyspringboard.onwingspan.com/web/en/app/toc/lex_auth_012880464547618816347_shared/overview)

Course Category & Code	DATA SCIENCE LAB	L	T	P	C
PC2104L	for CSE-DS Branch	0	0	3	1.5

**Course Objectives:**

- The main objective of the course is to inculcate the basic understanding of Data Science and its practical implementation using Python.

**List of Experiments:**

- Creating a NumPy Array
  - Basic ndarray
  - Array of zeros
  - Array of ones
  - Random numbers in ndarray
  - An array of your choice
  - Imatrix in NumPy
  - Evenly spaced ndarray
- The Shape and Reshaping of NumPy Array
  - Dimensions of NumPy array
  - Shape of NumPy array
  - Size of NumPy array
  - Reshaping a NumPy array
  - Flattening a NumPy array
  - Transpose of a NumPy array
- Expanding and Squeezing a NumPy Array
  - Expanding a NumPy array
  - Squeezing a NumPy array
  - Sorting in NumPy Arrays
- Indexing and Slicing of NumPy Array
  - Slicing 1-D NumPy arrays
  - Slicing 2-D NumPy arrays
  - Slicing 3-D NumPy arrays
  - Negative slicing of NumPy arrays
- Stacking and Concatenating Numpy Arrays
  - Stacking ndarrays
  - Concatenating ndarrays
  - Broadcasting in Numpy Arrays
- Perform following operations using pandas
  - Creating dataframe
  - concat()
  - Setting conditions
  - Adding a new column
- Perform following operations using pandas
  - Filling NaN with string
  - Sorting based on column values

- c. groupby()
- 8. Read the following file formats using pandas
  - a. Text files
  - b. CSV files
  - c. Excel files
  - d. JSON files
- 9. Read the following file formats
  - a. Pickle files
  - b. Image files using PIL
  - c. Multiple files using Glob
  - d. Importing data from database
- 10. Demonstrate web scraping using python
- 11. Perform following preprocessing techniques on loan prediction dataset
  - a. Feature Scaling
  - b. Feature Standardization
  - c. Label Encoding
  - d. One Hot Encoding
- 12. Perform following visualizations using matplotlib
  - a. Bar Graph
  - b. Pie Chart
  - c. Box Plot
  - d. Histogram
  - e. Line Chart and Subplots
  - f. Scatter Plot
- 13. Getting started with NLTK, install NLTK using PIP
- 14. Python program to implement with Python Sci Kit-Learn & NLTK
- 15. Python program to implement with Python NLTK/Spicy/Py NLPI.

**Web References:**

- 1. <https://www.analyticsvidhya.com/blog/2020/04/the-ultimate-numpy-tutorial-for-datascience-beginners/>
- 2. <https://www.analyticsvidhya.com/blog/2021/07/data-science-with-pandas-2-minutesguide-to-key-concepts/>
- 3. <https://www.analyticsvidhya.com/blog/2020/04/how-to-read-common-file-formatspython/>
- 4. <https://www.analyticsvidhya.com/blog/2016/07/practical-guide-data-preprocessingpython-scikit-learn/>
- 5. <https://www.analyticsvidhya.com/blog/2020/02/beginner-guide-matplotlib-datavisualization-exploration-python/6>.
- 6. <https://www.nltk.org/book/ch01.html>

Course Category & Code	OBJECT-ORIENTED PROGRAMMING THROUGH JAVA LAB	L	T	P	C
PC2105L	for AI&ML, CSE and CSE-DS Branches	0	0	3	1.5

**Course Objectives:**

The aim of this course is to

- Practice object oriented programming in the Java programming language
- implement Classes, Objects, Methods, Inheritance, Exception, Runtime Polymorphism, User defined Exception handling mechanism
- Illustrate inheritance, Exception handling mechanism, JDBC connectivity
- Construct Threads, Event Handling, implement packages, Java FX GUI

**Experiments covering the Topics:**

- Object Oriented Programming fundamentals- data types, control structures
- Classes, methods, objects, Inheritance, polymorphism,
- Exception handling, Threads, Packages, Interfaces
- Files, I/O streams, JavaFX GUI

**Sample Experiments:****Exercise – 1:**

- Write a JAVA program to display default value of all primitive data type of JAVA
- Write a java program that display the roots of a quadratic equation  $ax^2+bx=0$ . Calculate the discriminate D and basing on value of D, describe the nature of root.

**Exercise - 2**

- Write a JAVA program to search for an element in a given list of elements using binary search mechanism.
- Write a JAVA program to sort for an element in a given list of elements using bubble sort
- Write a JAVA program using StringBuffer to delete, remove character.

**Exercise - 3**

- Write a JAVA program to implement class mechanism. Create a class, methods and invoke them inside main method.
- Write a JAVA program implement method overloading.
- Write a JAVA program to implement constructor.
- Write a JAVA program to implement constructor overloading.

**Exercise - 4**

- Write a JAVA program to implement Single Inheritance
- Write a JAVA program to implement multi level Inheritance
- Write a JAVA program for abstract class to find areas of different shapes

**Exercise - 5**

- Write a JAVA program give example for “super” keyword.
- Write a JAVA program to implement Interface. What kind of Inheritance can be achieved?

- c) Write a JAVA program that implements Runtime polymorphism

**Exercise - 6**

- a) Write a JAVA program that describes exception handling mechanism  
b) Write a JAVA program Illustrating Multiple catch clauses
- Write a JAVA program for creation of Java Built-in Exceptions
  - Write a JAVA program for creation of User Defined Exception

**Exercise - 7**

- a) Write a JAVA program that creates threads by extending Thread class. First thread display “Good Morning “every 1 sec, the second thread displays “Hello “every 2 seconds and the third display “Welcome” every 3 seconds, (Repeat the same by implementing Runnable)  
b) Write a program illustrating is Alive and join ()  
c) Write a Program illustrating Daemon Threads.  
d) Write a JAVA program Producer Consumer Problem

**Exercise – 8**

1. Write a JAVA program that import and use the user defined packages
2. Without writing any code, build a GUI that display text in label and image in an ImageView (use JavaFX)
3. Build a Tip Calculator app using several JavaFX components and learn how to respond to user interactions with the GUI

**Exercise – 9**

- a. Write a java program that connects to a database using JDBC
- b) Write a java program to connect to a database using JDBC and insert values into it.
- c) Write a java program to connect to a database using JDBC and delete values from it

Course Category & Code	PYTHON PROGRAMMING	L	T	P	C
SE2106	for AI&ML, CSE and CSE-DS Branches	0	1	2	2

**Course Objectives:** The main objectives of the course are to

- Introduce core programming concepts of Python programming language.
- Demonstrate about Python data structures like Lists, Tuples, Sets and dictionaries
- Implement Functions, Modules and Regular Expressions in Python Programming and to create practical and contemporary applications using these

**UNIT-I:** History of Python Programming Language, Thrust Areas of Python, Installing Anaconda Python Distribution, Installing and Using Jupyter Notebook. Parts of Python Programming Language: Identifiers, Keywords, Statements and Expressions, Variables, Operators, Precedence and Associativity, Data Types, Indentation, Comments, Reading Input, Print Output, Type Conversions, the type () Function and Is Operator, Dynamic and Strongly Typed Language. Control Flow Statements: if statement, if-else statement, if...elif...else, Nested if statement, while Loop, for Loop, continue and break Statements, Catching Exceptions Using try and except Statement.

#### Sample Experiments:

1. Write a program to find the largest element among three Numbers.
2. Write a Program to display all prime numbers within an interval
3. Write a program to swap two numbers without using a temporary variable.
4. Demonstrate the following Operators in Python with suitable examples.  
i) Arithmetic Operators ii) Relational Operators iii) Assignment Operators iv) Logical Operators v) Bit wise Operators vi) Ternary Operator vii) Membership Operators viii) Identity Operators
5. Write a program to add and multiply complex numbers
6. Write a program to print multiplication table of a given number.

**UNIT-II:** Functions: Built-In Functions, Commonly Used Modules, Function Definition and Calling the function, return Statement and void Function, Scope and Lifetime of Variables, Default Parameters, Keyword Arguments, \*args and \*\*kwargs, Command Line Arguments. Strings: Creating and Storing Strings, Basic String Operations, Accessing Characters in String by Index Number, String Slicing and Joining, String Methods, Formatting Strings. Lists: Creating Lists, Basic List Operations, Indexing and Slicing in Lists, Built-In Functions Used on Lists, List Methods, del Statement.

#### Sample Experiments:

1. Write a program to define a function with multiple return values.
2. Write a program to define a function using default arguments.
3. Write a program to find the length of the string without using any library functions.
4. Write a program to check if the substring is present in a given string or not.
5. Write a program to perform the given operations on a list:  
i. Addition ii. Insertion iii. slicing
6. Write a program to perform any 5 built-in functions by taking any list.



**UNIT-III:** Dictionaries: Creating Dictionary, Accessing and Modifying key:value Pairs in Dictionaries, Built-In Functions Used on Dictionaries, Dictionary Methods, del Statement. Tuples and Sets: Creating Tuples, Basic Tuple Operations, tuple() Function, Indexing and Slicing in Tuples, Built-In Functions Used on Tuples, Relation between Tuples and Lists, Relation between Tuples and Dictionaries, Using zip() Function, Sets, Set Methods, Frozenset.

**Sample Experiments:**

1. Write a program to create tuples (name, age, address, college) for at least two members and concatenate the tuples and print the concatenated tuples.
2. Write a program to count the number of vowels in a string (No control flow allowed).
3. Write a program to check if a given key exists in a dictionary or not.
4. Write a program to add a new key-value pair to an existing dictionary.
5. Write a program to sum all the items in a given dictionary.

**UNIT-IV:**Files: Types of Files, Creating and Reading Text Data, File Methods to Read and Write Data, Reading and Writing Binary Files, Pickle Module, Reading and Writing CSV Files, Python os and os.path Modules.

Object-Oriented Programming: Classes and Objects, Creating Classes in Python, Creating Objects in Python, Constructor Method, Classes with Multiple Objects, Class Attributes Vs Data Attributes, Encapsulation, Inheritance, Polymorphism.

**Sample Experiments:**

1. Write a program to sort words in a file and put them in another file. The output file should have only lower-case words, so any upper-case words from source must be lowered.
2. Python program to print each line of a file in reverse order.
3. Python program to compute the number of characters, words and lines in a file.
4. Write a program to create, display, append, insert and reverse the order of the items in the array.
5. Write a program to add, transpose and multiply two matrices.
6. Write a Python program to create a class that represents a shape. Include methods to calculate its area and perimeter. Implement subclasses for different shapes like circle, triangle, and square.

**UNIT-V:** Introduction to Data Science: Functional Programming, JSON and XML in Python, NumPy with Python, Pandas.

**Sample Experiments:**

1. Python program to check whether a JSON string contains complex object or not.
2. Python Program to demonstrate NumPy arrays creation using array () function.
3. Python program to demonstrate use of ndim, shape, size, dtype.
4. Python program to demonstrate basic slicing, integer and Boolean indexing.
5. Python program to find min, max, sum, cumulative sum of array
6. Create a dictionary with at least five keys and each key represent value as a list where this list contains at least ten values and convert this dictionary as a pandas data frame and explore the data through the data frame as follows:
  - a) Apply head () function to the pandas data frame
  - b) Perform various data selection operations on Data Frame

7. Select any two columns from the above data frame, and observe the change in one attribute with respect to other attribute with scatter and plot operations in matplotlib

**Reference Books:**

1. Gowrishankar S, Veena A., Introduction to Python Programming, CRC Press.
2. Python Programming, S Sridhar, J Indumathi, V M Hariharan, 2ndEdition, Pearson, 2024
3. Introduction to Programming Using Python, Y. Daniel Liang, Pearson.

**Online Learning Resources/Virtual Labs:**

1. <https://www.coursera.org/learn/python-for-applied-data-science-ai>
2. <https://www.coursera.org/learn/python?specialization=python#syllabus>

Course Category & Code	ENVIRONMENTAL SCIENCE	L	T	P	C
AC2107	for all branches	2	0	0	-

**Course Objectives:**

- To make the students to get awareness on environment
- To understand the importance of protecting natural resources, ecosystems for future generations and pollution causes due to the day-to-day activities of human life
- To save earth from the inventions by the engineers.

**Course Outcomes:**

CO1: Grasp multi disciplinary nature of environmental studies and various renewable and non-renewable resources.(L2)

CO2: Understand flow and bio-geo- chemical cycles and ecological pyramids.(L2)

CO3: Understand various causes of pollution and solid waste management and related preventive measures. (L2)

CO4: Understand the rainwater harvesting, watershed management, ozone layer depletion and waste land reclamation. (L2)

CO5: Illustrate the causes of population explosion, value education and welfare programmes. (L3)

**CO-PO/PSO Mapping:**

CO	PO1	PO2	PO3	PO4	PO5	PO6	PO7	PO8	PO9	PO10	PO11	PO12	PSO1	PSO2	PSO3
CO1	2						2					2			
CO2		2		2			2								
CO3			3			3	3								
CO4					2	2	2								
CO5						3		3		3					

**UNIT – I**

**Multidisciplinary Nature of Environmental Studies:** – Definition, Scope and Importance – Need for Public Awareness.

**Natural Resources :** Renewable and non-renewable resources – Natural resources and associated problems – Forest resources – Use and over – exploitation, deforestation, case studies – Timber extraction – Mining, dams and other effects on forest and tribal people –

**Water resources** – Use and over utilization of surface and ground water – Floods, drought, conflicts over water, dams – benefits and problems – Mineral resources: Use and exploitation, environmental effects of extracting and using mineral resources, case studies –

**Food resources:** World food problems, changes caused by agriculture and overgrazing, effects of modern agriculture, fertilizer-pesticide problems, water logging, salinity, case studies. – Energy resources:

**UNIT – II**

**Ecosystems: Concept of an ecosystem.** – Structure and function of an ecosystem – Producers,

consumers and decomposers – Energy flow in the ecosystem – Ecological succession – Food chains, food webs and ecological pyramids – Introduction, types, characteristic features, structure and function of the following ecosystem:

- a. Forest ecosystem.
- b. Grassland ecosystem
- c. Desert ecosystem
- d. Aquatic ecosystems (ponds, streams, lakes, rivers, oceans, estuaries)

**Biodiversity and Its Conservation :** Introduction and Definition: genetic, species and ecosystem diversity – Bio-geographical classification of India – Value of biodiversity: consumptive use, Productive use, social, ethical, aesthetic and option values – Biodiversity at global, National and local levels – India as a mega-diversity nation – Hot-spots of biodiversity – Threats to biodiversity: habitat loss, poaching of wildlife, man-wildlife conflicts – Endangered and endemic species of India – Conservation of biodiversity: In-situ and Ex-situ conservation of biodiversity.

### UNIT – III

**Environmental Pollution:** Definition, Cause, effects and control measures of:

- a. Air Pollution.
- b. Water pollution
- c. Soil pollution
- d. Marine pollution
- e. Noise pollution
- f. Thermal pollution
- g. Nuclear hazards

**Solid Waste Management:** Causes, effects and control measures of urban and industrial wastes – Role of an individual in prevention of pollution – Pollution case studies – Disaster management: floods, earthquake, cyclone and landslides.

### UNIT – IV

**Social Issues and the Environment:** From Unsustainable to Sustainable development – Urban problems related to energy – Water conservation, rain water harvesting, watershed management – Resettlement and rehabilitation of people; its problems and concerns. Case studies – Environmental ethics: Issues and possible solutions – Climate change, global warming, acid rain, ozone layer depletion, nuclear accidents and holocaust. Case Studies – Wasteland reclamation. – Consumerism and waste products. – Environment Protection Act. – Air (Prevention and Control of Pollution) Act. – Water (Prevention and control of Pollution) Act – Wildlife Protection Act – Forest Conservation Act – Issues involved in enforcement of environmental legislation – Public awareness.

### UNIT – V

**Human Population And The Environment:** **Population** growth, variation among nations. Population explosion – Family Welfare Programmes. – Environment and human health – Human Rights – Value Education – HIV/AIDS – Women and Child Welfare – Role of information Technology in Environment and human health – Case studies.

**Field Work:** Visit to a local area to document environmental assets River/forest grassland/hill/mountain – Visit to a local polluted site-Urban/Rural/Industrial/Agricultural Study of common plants, insects, and birds – river, hill slopes, etc.

**Textbooks:**

1. Erach Bharucha, Text book of Environmental Studies for Undergraduate Courses, Universities Press (India) Private Limited, 2019.
2. Palaniswamy, Environmental Studies, 2/e, Pearson education, 2014.
3. S.Azeem Unnisa, Environmental Studies, Academic Publishing Company, 2021.
4. K.Raghavan Nambiar, "Text book of Environmental Studies for Undergraduate Courses as per UGC model syllabus", SciTech Publications (India), Pvt. Ltd, 2010.

**Reference Books:**

1. Deeksha Dave and E.Sai Baba Reddy, Textbook of Environmental Science, 2/e, Cengage Publications, 2012.
2. M.Anji Reddy, "Textbook of Environmental Sciences and Technology", BS Publication, 2014.
3. J.P. Sharma, Comprehensive Environmental studies, Laxmi publications, 2006.
4. J. Glynn Henry and Gary W. Heinke, Environmental Sciences and Engineering, Prentice Hall of India Private limited, 1988.
5. G.R. Chatwal, A Text Book of Environmental Studies, Himalaya Publishing House, 2018.
6. Gilbert M. Masters and Wendell P. Ela, Introduction to Environmental Engineering and Science, 1/e, Prentice Hall of India Private limited, 1991.

**Online Learning Resources:**

- [https://onlinecourses.nptel.ac.in/noc23\\_hs155/preview](https://onlinecourses.nptel.ac.in/noc23_hs155/preview)
- [https://www.edx.org/learn/environmental-science/rice-university-ap-renvironmental-science-part-3-pollution-andresources?index=product&objectID=course-3a6da9f2-d84c-4773-8388-1b2f8f6a75f2&webview=false&campaign=AP%C2%AE+Environmental+Science+Part+3%3A+Pollution+and+Resources&source=edX&product\\_category=course&placement\\_url=https%3A%2F%2Fwww.edx.org%2Flearn%2Fenvironmentalscience](https://www.edx.org/learn/environmental-science/rice-university-ap-renvironmental-science-part-3-pollution-andresources?index=product&objectID=course-3a6da9f2-d84c-4773-8388-1b2f8f6a75f2&webview=false&campaign=AP%C2%AE+Environmental+Science+Part+3%3A+Pollution+and+Resources&source=edX&product_category=course&placement_url=https%3A%2F%2Fwww.edx.org%2Flearn%2Fenvironmentalscience)
- <http://ecoursesonline.iasri.res.in/Courses/Environmental%20Science-I/Data%20Files/pdf/lec07.pdf>
- <https://www.youtube.com/watch?v=5QxxaVfgQ3k>

Course Category & Code	OPTIMIZATION TECHNIQUES	L	T	P	C
MC2201	for AI&ML and CSE-DS Branches	3	0	0	3

**Course Objectives:**

1. To define an objective function and constraint functions in terms of design variables, and then state the optimization problem.
2. To state single variable and multi variable optimization problems, without and with constraints.
3. To explain linear programming technique to an optimization problem, define slack and surplus variables, by using Simplex method.
4. To state transportation and assignment problem as a linear programming problem to determine Simplex method.
5. To study and explain nonlinear programming techniques, unconstrained or constrained, and define exterior and interior penalty functions for optimization problems.

**Course Outcomes:** At the end of the course, student will be able to

**CO1:** State and formulate the optimization problem, without and with constraints, by using design variables from an engineering design problem.

**CO2:** Apply classical optimization techniques to minimize or maximize a multi-variable objective function, without or with constraints, and arrive at an optimal solution.

**CO3:** Apply and Solve transportation and assignment problem by using Linear programming Simplex method.

**CO4:** Apply gradient and non-gradient methods to nonlinear optimization problems and use interior or exterior penalty functions for the constraints to derive the optimal solutions

**CO5:** Formulate and apply Dynamic programming technique to inventory control, production planning, engineering design problems etc. to reach a final optimal solution from the current optimal solution.

**CO-PO/PSO Mapping:**

CO	PO1	PO2	PO3	PO4	PO5	PO6	PO7	PO8	PO9	PO10	PO11	PO12	PSO1	PSO2	PSO3
CO1	3	2	3	3	2					2			3	3	2
CO2	3	2	3	3	2					2			3	3	3
CO3	3	3	3	3	2					2			3	3	3
CO4	3	2	3	3	2					2			3	2	3
CO5	3	2	3	3	2					3			3	3	3
CO6	3	2	3	3	3					3			3	3	3

**UNIT I: Introduction and Classical Optimization Techniques:**

Statement of an Optimization problem, design vector, design constraints, constraint surface, objective function, objective function surfaces, classification of Optimization problems. Classical Optimization Techniques: Single variable Optimization, multi variable Optimization without constraints, necessary and sufficient conditions for minimum/maximum, multivariable

Optimization with equality constraints. Solution by method of Lagrange multipliers, multivariable Optimization with inequality constraints, Kuhn – Tucker conditions

**UNIT II: Linear Programming :**

Standard form of a linear programming problem, geometry of linear programming problems, definitions and theorems, solution of a system of linear simultaneous equations, pivotal reduction of a general system of equations, motivation to the simplex method, simplex algorithm.

**UNIT III: Transportation Problem:**

Finding initial basic feasible solution by north – west corner rule, least cost method and Vogel's approximation method, testing for optimality of balanced transportation problems, Special cases in transportation problem.

**UNIT IV: Nonlinear Programming:**

Unconstrained cases, One – dimensional minimization methods: Classification, Fibonacci method, Univariate method, steepest descent method. Constrained cases– Characteristics of a constrained problem, Classification, Basic approach of Penalty Function method, Basic approaches of Interior and Exterior penalty function methods,

**UNIT V: Dynamic Programming:**

Dynamic programming multistage decision processes, types, concept of sub optimization and the principle of optimality, computational procedure in dynamic programming, examples illustrating the calculus method of solution, examples illustrating the tabular method of solution.

**Textbooks:**

1. "Engineering optimization: Theory and practice", S. S.Rao, New Age International (P) Limited, 3rd edition, 1998.
2. "Introductory Operations Research", H.S. Kasene& K.D. Kumar, Springer (India), Pvt.LTd.

**Reference Books:**

1. "Optimization Methods in Operations Research and systems Analysis", by K.V. Mital and C. Mohan, New Age International (P) Limited, Publishers, 3rd edition, 1996.
1. Operations Research, Dr.S.D.Sharma, Kedarnath, Ramnath& Co

Course Category & Code	STATISTICAL METHODS FOR DATA SCIENCE	L	T	P	C
ES2202	for CSE-DS Branches	3	0	0	3

**Course Objectives:** This course aims at providing knowledge on basic concepts of Statistics, Estimation and testing of hypotheses for large and small samples.

**Course Outcomes:** Student will be able to

1. Analyze data and draw conclusion about collection of data and fitting of distributions
2. Analyzing the testing of hypothesis for Large and Small samples.
3. Develop skills in problem solving of the regression analysis
4. Understanding the significance of Time Series data in various fields
5. Understanding the classification using Logistic Regression

#### CO-PO/PSO Mapping:

CO	PO1	PO2	PO3	PO4	PO5	PO6	PO7	PO8	PO9	PO10	PO11	PO12	PSO1	PSO2	PSO3
CO1															
CO2															
CO3															
CO4															
CO5															

#### UNIT – I : Data Visualization and Distributions

Data Visualization Techniques: Introduction to Statistical methods- Exploratory Data Analysis- Charts (Line, Pie, Bar); Plots (Bubble, Scatter); Maps (Heat, Dot Distribution); Diagrams (Trees and Matrices)-Principal Components Analysis  
Introduction to Data Distributions - Probability Distributions – discrete (binomial, Poisson), Continuous Distributions (Normal, exponential).

#### UNIT – II : Hypothesis Testing

Introduction to Parametric Estimation-Parametric Confidence Intervals, Choosing a Statistic - Hypothesis Testing - Parametric test: the T-test - Applications to Hypothesis Tests-Pairwise comparisons.

#### UNIT- III : Linear Regression and Multiple Regression

Regression: Linear Regression, Curvilinear Regression: Exponential Regression- Polynomial Regression- Power Model.

Practical Examples - The nature of the 'relationship' - Multiple Linear Regression - Important measurements of the regression estimate - Multiple Regression with Categorical Explanatory Variables - Inference in Multiple Regression - Variable Selection.

#### UNIT -IV: Time Series

Time series: Significance of Time series analysis, Components of Time series, Secular trend:



Graphic method, Semi-average method, Method of moving averages, Method of least squares: straight line and non-linear trends, Logarithmic methods – Exponential trends, Growth curves, Seasonal Variations: Method of simple averages, Ratio-to-trend method, ratio-to-moving average method, Link relative method.

(Text book: K.Murugesan, P.Gurusamy , “Probability, Statistics and Random Processes”)

#### **UNIT-V: Logistic Regression**

The classification problem - Logistic Regression Setup - Interpreting the Results - Comparing Models - Classification Using Logistic Regression.

#### **Textbooks:**

1. Elizabeth Purdom, "Statistical methods for Data science"
2. K.Murugesan, P.Gurusamy , “Probability, Statistics and Random Processes”

#### **Reference Books:**

1. Manoj Kumar Srivastava and Namita Srivastava, Statistical Inference – Testing of Hypotheses, Prentice Hall of India, 2014.
2. Robert V Hogg, Elliot A Tannis and Dale L.Zimmerman, Probability and Statistical Inference,9th edition, Pearson publishers,2013.
3. Chris Chatfield, “The analysis of time series an introduction,” 5th edition, Chapman & Hall/CRC.
4. Peter J. Brockwell, Richard A.Davis, “Introduction to Time series and Forecasting,” Second edition, Springer.

**Online Learning Resources:** [epurdum.github.io/Stat131A/Rsupport/index.html](https://epurdum.github.io/Stat131A/Rsupport/index.html).

Course Category & Code	DATA ENGINEERING	L	T	P	C
PC2203	for CSE-DS	3	0	0	3

**Course Objectives:** The main objectives of the course is to make student

- Explain basic concepts of Data Engineering
- Discuss about Data Engineering Life Cycle
- How to design Good Data Architecture

**Course Outcomes:**

**CO-PO/PSO Mapping:**

CO	PO1	PO2	PO3	PO4	PO5	PO6	PO7	PO8	PO9	PO10	PO11	PO12	PSO1	PSO2	PSO3
CO1															
CO2															
CO3															
CO4															
CO5															

**UNIT-I:** Introduction to Data Engineering: Definition, Data Engineering Life Cycle, Evolution of Data Engineer, Data Engineering Versus Data Science, Data Engineering Skills and Activities, Data Maturity, Data Maturity Model, Skills of a Data Engineer, Business Responsibilities, Technical Responsibilities, Data Engineers and Other Technical Roles.

**UNIT-II:** Data Engineering Life Cycle: Data Life Cycle Versus Data Engineering Life Cycle, Generation: Source System, Storage, Ingestion, Transformation, Serving Data. Major undercurrents across the Data Engineering Life Cycle: Security, Data Management, DataOps, Data Architecture, Orchestration, Software Engineering.

**UNIT-III:** Designing Good Data Architecture: Enterprise Architecture, Data Architecture, Principles of Good Data Architecture, Major Architecture Concepts. Data Generation in Source Systems: Sources of Data, Files and Unstructured Data, APIs, Application Databases (OLTP), OLAP, Change Data Capture, Logs, Database Logs, CRUD, Source System Practical Details.

**UNIT-IV:** Storage: Raw Ingredients of Data Storage, Data Storage Systems, Data Engineering Storage Abstractions, Data warehouse, Data Lake, Data Lakehouse.

Ingestion: Data Ingestion, Key Engineering considerations for the Ingestion Phase, BatchIngestion Considerations, Message and Stream Ingestion Considerations, Ways to Ingest Data

**UNIT-V:** Queries, Modeling and Transformation: Queries, Life of a Query, Query Optimizer, Queries on Streaming Data, Data Modelling, Modeling Streaming Data, Transformations, Streaming Transformations and Processing.

Serving Data for Analytics, Machine Learning and Reverse ETL: General Considerations for serving Data, Business Analytics, Operational Analytics, Embedded Analytics, Ways to serve data for analytics and ML, Reverse ETL.

**Text Books:**

1. Joe Reis, Matt Housley, Fundamentals of Data Engineering, O'Reilly Media, Inc., June 2022, ISBN: 9781098108304

**Reference Books:**

1. Paul Crickard , Data Engineering with Python, Packt Publishing, October 2020.
2. Ralph Kimball, Margy Ross, The Data Warehouse Toolkit: The Definitive Guide to Dimensional Modeling, Wiley, 3rd Edition, 2013
3. James Densmore, Data Pipelines Pocket Reference: Moving and Processing Data for Analytics, O'Reilly Media, 1st Edition, 2021

Course Category & Code	DATABASE MANAGEMENT SYSTEMS	L	T	P	C
PC2204	for AI&ML, CSE AND CSE-DS Branches	3	0	0	3

**Course Objectives:** The main objectives of the course is to

- Introduce database management systems and to give a good formal foundation on the relational model of data and usage of Relational Algebra
- Introduce the concepts of basic SQL as a universal Database language
- Demonstrate the principles behind systematic database design approaches by covering conceptual design, logical design through normalization
- Provide an overview of physical design of a database system, by discussing Database indexing techniques and storage techniques

**Course Outcomes:** At the end of this course the student can able to

- Understand database architecture, models, and Entity Relationship (ER) modeling.
- Apply relational algebra and basic SQL queries to manipulate structured data.
- Design and implement relational database schemas, constraints, joins, and nested queries.
- Normalize relational schemas and analyze functional dependencies for schema refinement.
- Understand transaction management, concurrency control, recovery, and indexing techniques.

#### CO-PO/PSO Mapping:

CO	PO1	PO2	PO3	PO4	PO5	PO6	PO7	PO8	PO9	PO10	PO11	PO12	PSO1	PSO2	PSO3
CO1	3	2	2	2	2					2			3	2	2
CO2	3	3	3	3	2					3			3	3	2
CO3	3	2	3	3	2					3			3	3	3
CO4	3	2	3	3	2					3			3	3	3
CO5	3	2	3	3	3					3			3	3	3

**UNIT I: Introduction:** Database system, Characteristics (Database Vs File System), Database Users, Advantages of Database systems, Database applications. Brief introduction of different Data Models; Concepts of Schema, Instance and data independence; Three tier schema architecture for data independence; Database system structure, environment, Centralized and Client Server architecture for the database. Entity Relationship Model: Introduction, Representation of entities, attributes, entity set, relationship, relationship set, constraints, sub classes, super class, inheritance, specialization, generalization using ER Diagrams.

**Unit II: Relational Model:** Introduction to relational model, concepts of domain, attribute, tuple, relation, importance of null values, constraints (Domain, Key constraints, integrity constraints) and their importance, Relational Algebra, Relational Calculus. BASIC SQL: Simple Database schema, data types, table definitions (create, alter), different DML operations (insert, delete, update).

**UNIT III: SQL:Basic** SQL querying (select and project) using where clause, arithmetic & logical operations, SQL functions(Date and Time, Numeric, String conversion).Creating tables with relationship, implementation of key and integrity constraints, nested queries, sub queries, grouping, aggregation, ordering, implementation of different types of joins, view(updatable and non-updatable), relational set operations.

**UNIT IV: Schema Refinement (Normalization):** Purpose of Normalization or schema refinement, concept of functional dependency, normal forms based on functional dependency Lossless join and dependency preserving decomposition, (1NF, 2NF and 3 NF), concept of surrogate key, Boyce-Codd normal form(BCNF), MVD, Fourth normal form(4NF), Fifth Normal Form (5NF).

**UNIT V:Transaction Concept:** Transaction State, ACID properties, Concurrent Executions, Serializability, Recoverability, Implementation of Isolation, Testing for Serializability, lock based, time stamp based, optimistic, concurrency protocols, Deadlocks, Failure Classification, Storage, Recovery and Atomicity, Recovery algorithm. Introduction to Indexing Techniques: B+ Trees, operations on B+Trees, Hash Based Indexing.

**Text Books:**

1. Database Management Systems, 3rd edition, Raghurama Krishnan, Johannes Gehrke, TMH (For Chapters 2, 3, 4)
2. Database System Concepts, 5th edition, Silberschatz, Korth, Sudarsan, TMH (For Chapter 1 and Chapter 5)

**Reference Books:**

1. Introduction to Database Systems, 8th edition, C J Date, Pearson.
2. Database Management System, 6th edition, Ramez Elmasri, Shamkant B. Navathe, Pearson
3. Database Principles Fundamentals of Design Implementation and Management, Carlos Coronel, Steven Morris, Peter Robb, Cengage Learning.

**Web-Resources:**

1. <https://nptel.ac.in/courses/106/105/106105175/>
2. [https://infyspringboard.onwingspan.com/web/en/app/toc/lex\\_auth\\_01275806667282022456\\_shared/overview](https://infyspringboard.onwingspan.com/web/en/app/toc/lex_auth_01275806667282022456_shared/overview)

Course Category & Code	COMPUTER ORGANIZATION & ARCHITECTURE	L	T	P	C
PC2205	for AI&ML, CSE and CSE-DS Branches	3	0	0	3

**Course Objectives:** The purpose of the course is

- Discuss about principles of computer organization and the basic architectural concepts.
- Explain in depth understanding of basic organization, design, programming of a simple digital computer, computer arithmetic, instruction set design, micro programmed control unit, pipelining and vector processing, memory organization and I/O systems.

**CO-PO/PSO Mapping:**

CO	PO1	PO2	PO3	PO4	PO5	PO6	PO7	PO8	PO9	PO10	PO11	PO12	PSO1	PSO2	PSO3
CO1	3	2	3	3	2					2			3	2	2
CO2	3	3	3	3	2					2			3	3	2
CO3	3	3	3	3	3					3			3	3	3
CO4	3	2	3	3	2					2			3	3	3
CO5	3	2	3	3	2					2			3	2	2

**UNIT I: Digital Computers and Data Representation:** Introduction, Numbering Systems, Decimal to Binary Conversion, Binary Coded Decimal Numbers, Weighted Codes, Self-Complementing Codes, Cyclic Codes, Error Detecting Codes, Error Correcting Codes, Hamming Code for Error Correction, Alphanumeric Codes, ASCII Code Data Representation: Data types, Complements, Fixed Point Representation, Floating Point Representation.

Boolean Algebra and Logical gates: Boolean Algebra : Theorems and properties, Boolean functions, canonical and standard forms, minimization of Boolean functions using algebraic identities; Karnaugh map representation and minimization using two and three variable Maps; Logical gates, universal gates and Two-level realizations using gates : AND-OR, OR-AND, NAND-NAND and NOR-NOR structures

**UNIT II: Digital logic circuits:** Combinatorial Circuits: Introduction, Combinatorial Circuit Design Procedure, Implementation using universal gates, Multi-bit adder, Multiplexers, Demultiplexers, Decoders

Sequential Switching Circuits: Latches and Flip-Flops, Ripple counters using T flip-flops; Synchronous counters: Shift Registers; Ring counters

**UNIT III: Computer Arithmetic:** Addition and subtraction, multiplication Algorithms, Booth multiplication algorithm, Division Algorithms, Floating – point Arithmetic Operations.

Register Transfer language and microinstructions: Bus memory transfer, arithmetic and logical micro-operations, shift and rotate micro-operations

Basic Computer Organization and Design: Stored program concept, computer Registers, common bus system, Computer instructions, Timing and Control, Instruction cycle, Memory Reference Instructions, Input–Output configuration and program Interrupt.

**UNIT IV: Microprogrammed Control:** Control memory, Address sequencing, microprogram example, design of control unit.

Central Processing Unit: General Register Organization, Instruction Formats, Addressing modes, Data Transfer and Manipulation, Program Control: conditional Flags and Branching

**UNITV: Memory Organization:** Memory Hierarchy, Main Memory, Auxiliary memory, Associate Memory, Cache Memory.

Input-Output Organization: Input-Output Interface, Asynchronous data transfer, Modes of Transfer, Priority Interrupt Direct memory Access.

**Text Books:**

1. Digital Logic and Computer Design, Moriss Mano, 11th Edition, Pearson.
2. Computer System Architecture, 3rd Edition, M. Morris Mano, PHI

**Reference Books:**

1. Digital Logic and Computer Organization, Rajaraman, Radha krishnan, PHI, 2006
2. Computer Organization, 5Th Edition, Hamacher, Vranesic, Zaky, TMH, 2002
3. Computer Organization & Architecture: Designing for Performance, 7th Edition, William Stallings, PHI, 2006

Course Category & Code	DATA ENGINEERING LAB	L	T	P	C
PC2203L	for CSE-DS	0	0	3	1.5

**Course Objective:**

- The main objective of this course is to teach how build data engineering infrastructure and data pipelines.

**Course Outcomes:** At the end of the course student will be able to:

- Build our Data Engineering Infrastructure
- Demonstrate Reading and Writing files
- Build Data Pipelines and integrate with Dashboard
- Deploy the Data Pipeline in production

**Experiments:**

- Installing and configuring Apache NiFi, Apache Airflow
- Installing and configuring Elasticsearch, Kibana, PostgreSQL, pgAdmin 4
- Reading and Writing files
  - Reading and writing files in Python
  - Processing files in Airflow
  - NiFi processors for handling files
  - Reading and writing data to databases in Python
  - Databases in Airflow
  - Database processors in NiFi
- Working with Databases
  - Inserting and extracting relational data in Python
  - Inserting and extracting NoSQL database data in Python
  - Building database pipelines in Airflow
  - Building database pipelines in NiFi
- Cleaning, Transforming and Enriching Data
  - Performing exploratory data analysis in Python
  - Handling common data issues using pandas
  - Cleaning data using Airflow
- Building the Data Pipeline
- Building a Kibana Dash Board
- Perform the following operations
  - Staging and validating data
  - Building idempotent data pipelines
  - Building atomic data pipelines
- Version Control with the NiFi Registry
  - Installing and configuring the NiFi Registry
  - Using the Registry in NiFi
  - Versioning your data pipelines
  - Using git-persistence with the NiFi Registry
- Monitoring Data Pipelines



- a. Monitoring NiFi in the GUI
  - b. Monitoring NiFi using processors
  - c. Monitoring NiFi with Python and the REST API
11. Deploying Data Pipelines
- a. Finalizing your data pipelines for production
  - b. Using the NiFi variable registry
  - c. Deploying your data pipelines
12. Building a Production Data Pipeline
- a. Creating a test and production environment
  - b. Building a production data pipeline
  - c. Deploying a data pipeline in production

**Reference Books:**

1. Paul Crickard , Data Engineering with Python, Packt Publishing, October 2020.

Course Category & Code	DATABASE MANAGEMENT SYSTEMS LAB	L	T	P	C
PC2204L	for AI&ML, CSE and CSE-DS Branches	0	0	3	1.5

**Course Objectives:**

This Course will enable students to

- Populate and query a database using SQL DDL/DML Commands
- Declare and enforce integrity constraints on a database
- Writing Queries using advanced concepts of SQL
- Programming PL/SQL including procedures, functions, cursors and triggers,

**Experiments covering the topics:**

- DDL, DML, DCL commands
- Queries, nested queries, built-in functions,
- PL/SQL programming- control structures
- Procedures, Functions, Cursors, Triggers,
- Database connectivity- ODBC/JDBC

**Sample Experiments:**

1. Creation, altering and dropping of tables and inserting rows into a table (use constraints while creating tables) examples using SELECT command.
2. Queries (along with sub Queries) using ANY, ALL, IN, EXISTS, NOT EXISTS, UNION, INTERSET, Constraints. Example:- Select the roll number and name of the student who secured fourth rank in the class.
3. Queries using Aggregate functions (COUNT, SUM, AVG, MAX and MIN), GROUP BY, HAVING and Creation and dropping of Views.
4. Queries using Conversion functions (to\_char, to\_number and to\_date), string functions (Concatenation, lpad, rpad, ltrim, rtrim, lower, upper, initcap, length, substr and instr), date functions (Sysdate, next\_day, add\_months, last\_day, months\_between, least, greatest, trunc, round, to\_char, to\_date)
5.
  - i. Create a simple PL/SQL program which includes declaration section, executable section and exception –Handling section (Ex. Student marks can be selected from the table and printed for those who secured first class and an exception can be raised if no records were found)
  - ii. Insert data into student table and use COMMIT, ROLLBACK and SAVEPOINT in PL/SQL block.
6. Develop a program that includes the features NESTED IF, CASE and CASE expression. The program can be extended using the NULLIF and COALESCE functions.
7. Program development using WHILE LOOPS, numeric FOR LOOPS, nested loops using ERROR Handling, BUILT –IN Exceptions, USE defined Exceptions, RAISEAPPLICATION ERROR.
8. Programs development using creation of procedures, passing parameters IN and OUT of PROCEDURES.

9. Program development using creation of stored functions, invoke functions in SQL Statements and write complex functions.
10. Develop programs using features parameters in a CURSOR, FOR UPDATE CURSOR, WHERE CURRENT of clause and CURSOR variables.
11. Develop Programs using BEFORE and AFTER Triggers, Row and Statement Triggers and INSTEAD OF Triggers
12. Create a table and perform the search operation on table using indexing and nonindexing techniques.
13. Write a Java program that connects to a database using JDBC
14. Write a Java program to connect to a database using JDBC and insert values into it
15. Write a Java program to connect to a database using JDBC and delete values from it Text

**Books/Suggested Reading:**

1. Oracle: The Complete Reference by Oracle Press
2. Nilesh Shah, "Database Systems Using Oracle", PHI, 2007
3. Rick F Vander Lans, "Introduction to SQL", Fourth Edition, Pearson Education, 2007

Course Category & Code	EXPLORATORY DATA ANALYSIS WITH PYTHON	L	T	P	C
SE2206	for CSE-DS Branch	0	1	2	2

**Course Objectives:**

- This course introduces the fundamentals of Exploratory Data Analysis
- It covers essential exploratory techniques for understanding multivariate data by summarizing it through statistical methods and graphical methods.

**Course Outcomes:**

**CO1:** Enumerate the fundamentals of Exploratory Data Analysis.

**CO2:** Visualize the data using basic graphs and plots.

**CO3:** Apply different Data Transformation Techniques.

**CO4:** Summarize the data using descriptive statistics.

**CO5:** Evaluate the Models and select the best model

**CO-PO/PSO Mapping:**

CO	PO1	PO2	PO3	PO4	PO5	PO6	PO7	PO8	PO9	PO10	PO11	PO12	PSO1	PSO2	PSO3
CO1															
CO2															
CO3															
CO4															
CO5															

**UNIT-I**

Exploratory Data Analysis Fundamentals: Understanding data science, The significance of EDA, Steps in EDA, Making sense of data, Numerical data, Categorical data, Measurement scales, Comparing EDA with classical and Bayesian analysis, Software tools available for EDA, Getting started with EDA.

**Sample Experiments:**

1. a) Download Dataset from Kaggle using the following link :  
b) <https://www.kaggle.com/datasets/sukhmanibedi/cars4u>
2. Install python libraries required for Exploratory Data Analysis (numpy, pandas, matplotlib, seaborn)
3. Perform Numpy Array basic operations and Explore Numpy Built-in functions.
4. Loading Dataset into pandas dataframe
5. Selecting rows and columns in the dataframe

**UNIT-II**

Visual Aids for EDA: Technical requirements, Line chart, Bar charts, Scatter plot using seaborn, Polar chart, Histogram, Choosing the best chart Case Study: EDA with Personal Email, Technical requirements, Loading the dataset, Data transformation, Data cleansing, Applying descriptive statistics, Data refactoring, Data analysis.

**Sample Experiments:**

1. Apply different visualization techniques using sample dataset

- a) Line Chart b) Bar Chart c) Scatter Plots d) Bubble Plot
2. Generate Scatter Plot using seaborn library for iris dataset
3. Apply following visualization Techniques for a sample dataset
  - a) Area Plot b) Stacked Plot c) Pie chart d) Table Chart
4. Generate the following charts for a dataset.
  - a) Polar Chart b) Histogram c) Lollipop chart
5. Case Study: Perform Exploratory Data Analysis with Personal Email Data

### UNIT-III

Data Transformation: Merging database-style dataframes, Concatenating along with an axis, Merging on index, Reshaping and pivoting, Transformation techniques, Handling missing data, Mathematical operations with NaN, Filling missing values, Discretization and binning, Outlier detection and filtering, Permutation and random sampling, Benefits of data transformation, Challenges.

#### Sample Experiments:

1. Perform the following operations
  - a) Merging Dataframes
  - b) Reshaping with Hierarchical Indexing
  - c) Data Deduplication
  - d) Replacing Values
2. Apply different Missing Data handling techniques
  - a) NaN values in mathematical Operations
  - b) Filling in missing data
  - c) Forward and Backward filling of missing values
  - d) Filling with index values
  - e) Interpolation of missing values
3. Apply different data transformation techniques
  - a) Renaming axis indexes
  - b) Discretization and Binning
  - c) Permutation and Random Sampling
  - d) Dummy variables

### UNIT-IV

Descriptive Statistics: Distribution function, Measures of central tendency, Measures of dispersion, Types of kurtosis, Calculating percentiles, Quartiles, Grouping Datasets, Correlation, Understanding univariate, bivariate, multivariate analysis, Time Series Analysis

#### Sample Experiments:

1. Study the following Distribution Techniques on a sample data
  - a) Uniform Distribution
  - b) Normal Distribution
  - c) Gamma Distribution
  - d) Exponential Distribution
  - e) Poisson Distribution
  - f) Binomial Distribution
2. Perform Data Cleaning on a sample dataset.
3. Compute measure of Central Tendency on a sample dataset
  - a) Mean b) Median c) Mode
4. Explore Measures of Dispersion on a sample dataset
  - a) Variance b) Standard Deviation c) Skewness d) Kurtosis
5. a) Calculating percentiles on sample dataset
  - b) Calculate Inter Quartile Range(IQR) and Visualize using Box Plots

6. Perform the following analysis on automobile dataset.
  - a) Bivariate analysis b) Multivariate analysis
7. Perform Time Series Analysis on Open Power systems dataset

### UNIT-V

Model Development and Evaluation: Unified machine learning workflow, Data preprocessing, Data preparation, Training sets and corpus creation, Model creation and training, Model evaluation, Best model selection and evaluation, Model deployment Case Study: EDA on Wine Quality Data Analysis

#### Sample Experiments:

1. Perform hypothesis testing using statsmodels library
  - a) Z-Test b) T-Test
2. Develop model and Perform Model Evaluation using different metrics such as prediction score, R2 Score, MAE Score, MSE Score.
22. Case Study: Perform Exploratory Data Analysis with Wine Quality Dataset

#### Text Book:

1. Suresh Kumar Mukhiya, Usman Ahmed, Hands-On Exploratory Data Analysis with Python, Packt Publishing, 2020.

#### References:

1. Ronald K. Pearson, Exploratory Data Analysis Using R, CRC Press, 2020
2. Radhika Datar, Harish Garg, Hands-On Exploratory Data Analysis with R: Become an expert in exploratory data analysis using R packages, 1st Edition, Packt Publishing, 2019

#### Web References:

1. <https://github.com/PacktPublishing/Hands-on-Exploratory-Data-Analysis-with-Python>
2. <https://www.analyticsvidhya.com/blog/2022/07/step-by-step-exploratory-dataanalysis-eda-using-python/#h-conclusion>
3. <https://github.com/PacktPublishing/Exploratory-Data-Analysis-with-Python-Cookbook>

Course Category & Code	DESIGN THINKING & INNOVATION	L	T	P	C
ES2207	for all Branches	1	0	2	2

**Course Objectives:** The objectives of the course are to

- Bring awareness on innovative design and new product development.
- Explain the basics of design thinking.
- Familiarize the role of reverse engineering in product development.
- Train how to identify the needs of society and convert into demand.
- Introduce product planning and product development process.

**Course Outcomes:**

**CO1:** Define the concepts related to design thinking. L1

**CO2:** Explain the fundamentals of Design Thinking and innovation. L2

**CO3:** Apply the design thinking techniques for solving problems in various sectors. nL3

**CO4:** Analyse to work in a multidisciplinary environment. L4

**CO5:** Evaluate the value of creativity. L5

**CO-PO/PSO Mapping:**

CO	PO1	PO2	PO3	PO4	PO5	PO6	PO7	PO8	PO9	PO10	PO11	PO12	PSO1	PSO2	PSO3
CO1	2	2													
CO2	2		2									2			
CO3				3	3				3		3				
CO4						3		3	3						
CO5			2				2			2					

**UNIT – I Introduction to Design Thinking:** Introduction to elements and principles of Design, basics of design-dot, line, shape, form as fundamental design components. Principles of design. Introduction to design thinking, history of Design Thinking, New materials in Industry.

**UNIT - II Design Thinking Process:** Design thinking process (empathize, analyze, idea & prototype), implementing the process in driving inventions, design thinking in social innovations. Tools of design thinking - person, costumer, journey map, brainstorming, product development

**Activity:** Every student presents their idea in three minutes, Every student can present design process in the form of flow diagram or flow chart etc. Every student should explain about product development.

**UNIT - III Innovation:** Art of innovation, Difference between innovation and creativity, role of creativity and innovation in organizations. Creativity to Innovation. Teams for innovation, Measuring the impact and value of creativity.

**Activity:** Debate on innovation and creativity, Flow and planning from idea to innovation, Debate on value-based innovation.

**UNIT - IV Product Design:** Problem formation, introduction to product design, Product strategies, Product value, Product planning, product specifications. Innovation towards product design Case studies.

**Activity:** Importance of modeling, how to set specifications, Explaining their own product design.

**UNIT – V Design Thinking in Business Processes:** Design Thinking applied in Business & Strategic Innovation, Design Thinking principles that redefine business – Business challenges: Growth, Predictability, Change, Maintaining Relevance, Extreme competition, Standardization. Design thinking to meet corporate needs. Design thinking for Startups. Defining and testing Business Models and Business Cases. Developing & testing prototypes.

**Activity:** How to market our own product, about maintenance, Reliability and plan for startup.

**Textbooks:**

1. Tim Brown, Change by design, 1/e, Harper Bollins, 2009.
2. Idris Mootee, Design Thinking for Strategic Innovation, 1/e, Adams Media, 2014.

**Reference Books:**

1. David Lee, Design Thinking in the Classroom, Ulysses press, 2018.
2. Shrrutin N Shetty, Design the Future, 1/e, Norton Press, 2018.
3. William lidwell, Kritinaholden, &Jill butter, Universal principles of design, 2/e, Rockport Publishers, 2010.
4. Chesbrough.H, The era of open innovation, 2003.

**Online Learning Resources:**

- <https://nptel.ac.in/courses/110/106/110106124/>
- <https://nptel.ac.in/courses/109/104/109104109/>
- [https://swayam.gov.in/nd1\\_noc19\\_mg60/preview](https://swayam.gov.in/nd1_noc19_mg60/preview)
- [https://onlinecourses.nptel.ac.in/noc22\\_de16/preview](https://onlinecourses.nptel.ac.in/noc22_de16/preview)







# PROGRAMMES OFFERED

## Diploma Programs: Diploma in

Civil Engineering  
Computer Engineering  
Electronics & Communication Engineering  
Electrical & Electronics Engineering  
Mechanical Engineering

## Under Graduate Programs: Bachelor of Technology in

Artificial Intelligence & Machine Learning  
Computer Science & Engineering  
CSE - Data Science  
Civil Engineering  
Electronics & Communication Engineering  
Mechanical Engineering

## Post Graduate Programs: Master of Technology in

Computer Science & Engineering  
Structural Engineering

## Business Administration Program:

Master of Business Administration

CELEBRATING

15 YEARS

EXCELLENCE

EAPCET  
PGECET  
ICET, ECET

UNIV

College  
Code

NF



**UNIVERSAL**  
COLLEGE OF ENGINEERING & TECHNOLOGY  
**AUTONOMOUS**

Dokiparru(Vill), Medikonduru(Mandal)  
Guntur(Dst) - 522 438, AP, INDIA  
ucetguntur@gmail.com, 95505 35373  
<https://www.ucet.edu.in>, 0863229 1231

Follow us on  
[ucetguntur@ucet.edu.in](https://www.facebook.com/ucetguntur)

